

THE INTEGRATED REPORT 2025

Dubai Insurance Company is delighted to disclose its Integrated Report of 2025 which contains the following:

1. Board of Director's Report
2. Auditor's Report
3. Financial Statement
4. Corporate Governance Report
5. Sustainability Report

Dubai Insurance Company (P.S.C)

www.dubins.ae

BOARD OF DIRECTORS REPORT 2025



Dubai Insurance Company (P.S.C)

www.dubins.ae

Dear shareholders,

Peace and blessings upon you.

The Board of Directors is pleased to present to you the fifty-five report on your company's businesses during the year 2025.

Firstly, I would like to provide an overview of the most important numbers and results in the General Balance Sheet:

- 1- Insurance revenues amounted to 3.440 billion dirhams, compared to 2.990 billion dirhams for the year 2024.
- 2- The company achieved net insurance profits of 160 million dirhams, compared to 108 million dirhams for the year 2024.
- 3- The company achieved net profits for the year of 191 million dirhams, compared to 132 million dirhams for the year 2024.
- 4- The company's total assets amounted to 4.316 billion dirhams, compared to 3.488 billion dirhams for the year 2024.
- 5- Total shareholders' equity amounted to 1.172 billion dirhams, compared to 938 million dirhams for the year 2024.

Dear Shareholders:

Your company has – by the grace of God – achieved strong results in terms of annual income and gross profits, and we expect to maintain our fourth place ranking among insurance companies nationwide.

The impact and consequences of the heavy rainfall that occurred in February and April 2024 are still negatively affecting the results of the Motor Insurance line. Although we achieved 40% growth due to price increases, we have not yet realized an underwriting profit. As for the other lines of insurance, except for Health Insurance, they have achieved good profits, and we expect this profitability to continue in 2026.

At the beginning of the year, the Northern Emirates Health Insurance Pool was launched under the leadership of Dubai Insurance, with the participation of ten national companies, to provide health insurance services to nearly one million workers. We are working to increase awareness of this product among workers and to enhance participation, with the aim of making health insurance universal across all Emirates in the country.

In addition, a travel insurance program for visitors to the Emirate of Dubai was launched in cooperation with the General Directorate of Residency and Foreigners Affairs. The scope of this product will be expanded to cover all types of visas and their durations.

We are also in the process of expanding the Worker Protection product managed by your company to include all employees in the free zones of the Emirate of Dubai, whose number exceeds approximately one million workers.

2026 plan:

We are looking to improve our ranking among the leading companies in terms of growth in income and profits.

We are targeting a 10% increase in income with a 10% increase in net profits.

Management report and analysis


(in millions) Top of Form

Item	2025	2024
Insurance Revenue	3.440	2.990
Insurance service expenses	2.281	2.055
Insurance service result	160	108
Investment Income	83	63
Profit for the year after tax	191	132
Total assets	4,316	3,488
Shareholders' equity	1,172	938

Important events and developments:

- The credit rating agency AMBest and Fitch and Moody's rated the company with a grade of A.
- The percentage of income received through digitization of insurance documents reached about 60% of total premium income.

Expected capital spending:

- Development of computer systems and digitization.
 - Construction of the Company's headquarters in Oud Metha area
- 

Dear Sirs:

The Board of Directors makes the following recommendations, hoping for your approval:

1. Listen to and approve the Board of Directors' Report on the Company's activity and its financial position for the fiscal year ended on 31/12/2025.
2. Listen to and approve the Auditor's Report for the fiscal year ended on 31/12/2025
3. Discuss and approve the Company's balance sheet and profit and loss account for the fiscal year ended on 31/12/2025
4. Consider the Board of Directors' proposals concerning the distribution of cash dividends of 100% of capital in equal to 100 fills per share & 100 million Dhs in total.
5. Consider the Board of Director's proposal to distribute a cash remuneration to the Board members and to determine the amount thereof.
6. Discharge the members of the Board of Directors for the fiscal year ended on 31/12/2025, or remove them and file a liability action against them, as the case may be.
7. Discharge the auditors for the fiscal year ended on 31/12/2025, or remove them and file a liability action against them, as the case may be.
8. Re-appoint auditors for 2026 and determine their fees.

At the conclusion of this report, the Board of Directors would like to record its thanks to all those dealing with the company and its appreciation to the company's management and all its employees for the efforts they have made during the past year. It also thanks the auditors for their continued cooperation.

May God's peace, mercy, and blessings be upon you

Buti Obaid Al Mulla
Chairman of the Board

Dubai Insurance Company PJSC and its subsidiaries

CONSOLIDATED FINANCIAL STATEMENTS

31 DECEMBER 2025 (AUDITED)

Dubai Insurance Company PJSC
Consolidated financial statements
For the year ended 31 December 2025

	Pages
Report on the audit of the consolidated financial statements	1-6
Consolidated statement of financial position	7
Consolidated statement of profit or loss	8
Consolidated statement of comprehensive income	9
Consolidated statement of changes in equity	10
Consolidated statement of cash flows	11
Notes to the consolidated financial statements	12 - 64



**ERNST & YOUNG MIDDLE EAST
(DUBAI BRANCH)**
P.O. Box 9267
ICD Brookfield Place, Ground Floor
Al-Mustaqbal Street
Dubai International Financial Centre
Emirate of Dubai, United Arab Emirates

Tel: +971 4 701 0100
+971 4 332 4000
Fax: +971 4 332 4004
dubai@ae.ey.com
<https://www.ey.com>
P.L. No. 108937

INDEPENDENT AUDITOR'S REPORT TO THE SHAREHOLDERS OF DUBAI INSURANCE COMPANY PJSC AND ITS SUBSIDIARIES

Report on the audit of the consolidated financial statements

Opinion

We have audited the consolidated financial statements of Dubai Insurance Company PJSC (the "Company") and its subsidiaries (the "Group"), which comprise the consolidated statement of financial position as at 31 December 2025, and the consolidated statement of profit or loss, consolidated statement of comprehensive income, consolidated statement of changes in equity and consolidated statement of cash flows for the year then ended, and notes to the consolidated financial statements, including material accounting policy information.

In our opinion, the accompanying consolidated financial statements present fairly, in all material respects, the consolidated financial position of the Group as at 31 December 2025 and its consolidated financial performance and its consolidated cash flows for the year then ended in accordance with IFRS Accounting Standards as issued by the International Accounting Standards Board (IASB).

Basis for opinion

We conducted our audit in accordance with International Standards on Auditing ("ISAs"). Our responsibilities under those standards are further described in the *Auditor's responsibilities for the audit of the consolidated financial statements* section of our report. We are independent of the Group in accordance with the International Ethics Standards Board for Accountants' *International Code of Ethics for Professional Accountants (including International Independence Standards)* (IESBA Code), as applicable to audits of financial statements of public interest entities, together with the ethical requirements that are relevant to audits of the consolidated financial statements of public interest entities in the United Arab Emirates. We have also fulfilled our other ethical responsibilities in accordance with these requirements and the IESBA Code. We believe that the audit evidence we have obtained is sufficient and appropriate to provide a basis for our opinion.

Key audit matters

Key audit matters are those matters that, in our professional judgment, were of most significance in our audit of the consolidated financial statements of the current year. These matters were addressed in the context of our audit of the financial statements as a whole, and in forming our opinion thereon, and we do not provide a separate opinion on these matters. For each matter below, our description of how our audit addressed the matter is provided in that context.

We have fulfilled the responsibilities described in the Auditor's responsibilities for the audit of the consolidated financial statements section of our report, including in relation to these matters. Accordingly, our audit included the performance of procedures designed to respond to our assessment of the risks of material misstatement of the consolidated financial statements. The results of our audit procedures, including the procedures performed to address the matters below, provide the basis for our audit opinion on the accompanying consolidated financial statements.



INDEPENDENT AUDITOR'S REPORT TO THE SHAREHOLDERS OF DUBAI INSURANCE COMPANY PJSC AND ITS SUBSIDIARIES (continued)

Report on the audit of the consolidated financial statements (continued)

Key audit matters (continued)

Key audit matters	How our audit addressed the key audit matter
<p>Valuation of insurance contract liabilities, reinsurance contracts assets specifically the actuarial assumptions and methodology, actuarial modelling and policyholder data as these involve complex and significant judgements about future events (both internal and external) to the business for which small changes can result in a material impact to the resultant valuation.</p> <p>As at 31 December 2025, insurance contract liabilities and reinsurance contracts assets amounted to AED 2,415 million and AED 1,610 million respectively.</p> <p>The Group adopted the PAA model to value its general insurance and short-term life contracts.</p> <p>Misstatement that occurs in relation to valuation of insurance contract liabilities and reinsurance contact assets would affect the liabilities and assets under insurance and reinsurance contracts and related income statement accounts.</p> <p>Based on the above factors which involves significant judgements and estimation, this is to be considered as a key audit matter.</p>	<p>The work that we performed to address this key audit matter, included the following procedures:</p> <ul style="list-style-type: none"> • Performed risk assessment on the economic assumptions to determine the key assumptions and assessed the reasonableness of management's approach to deriving these assumptions. • We engaged our EY actuarial specialists to review the methodology, assumptions and other key inputs and to test a sample of the actuarial balances. • Evaluated the skills, qualifications, and competence of the Group's appointed actuary to assess if actuary's conclusions are sufficient for audit purposes. • We obtained an understanding and reviewed the Group's process for determining the key actuarial assumptions and checked their reasonability against external data and industry trends where possible. • Assessed the method used by management in deriving the key assumptions and considered the reasonableness of assumptions derived by procedures that includes benchmarking to other market data, assessing the rationale for changes to key assumptions over time. • On a sample basis, performed claims testing on incurred claims to supporting documents such as reports from loss adjusters, confirmations obtained from lawyers. • Assessed the reasonableness of expense assumptions including management's determination of the split of expenses between qualifying and non-qualifying expenses. • Assessed management's analysis of changes in the reserves and tested the rationale given for key changes year on year.



INDEPENDENT AUDITOR'S REPORT TO THE SHAREHOLDERS OF DUBAI INSURANCE COMPANY PJSC AND ITS SUBSIDIARIES (continued)

Report on the audit of the consolidated financial statements (continued)

Key audit matters (continued)

Key audit matter	How our audit addressed the key audit matter
Valuation of insurance contract liabilities, reinsurance contracts assets specifically the actuarial assumptions and methodology, actuarial modelling and policyholder data as these involve complex and significant judgements about future events (both internal and external) to the business for which small changes can result in a material impact to the resultant valuation. (continued)	<ul style="list-style-type: none"> • Obtained an understanding of management's approach to determining the risk adjustment and considered the reasonableness of the approach and derived risk adjustment. • Evaluated the appropriateness of the methodology applied based on facts and circumstances. • On a sample basis, developed a point estimate or range based on our understanding of the Group's business, and evaluated the differences between management's point estimate and our point estimate or range.

Other matter

The consolidated financial statements of the Group for the year ended 31 December 2024, were audited by another auditor who expressed an unmodified opinion on those statements on 20 February 2025.

Other information

Other information consists of the information included in the Director's Report, other than the consolidated financial statements and our auditor's report thereon. Management is responsible for the other information.

Our opinion on the consolidated financial statements does not cover the other information and we do not express any form of assurance conclusion thereon.

In connection with our audit of the consolidated financial statements, our responsibility is to read the other information and, in doing so, consider whether the other information is materially inconsistent with the consolidated financial statements or our knowledge obtained in the audit or otherwise appears to be materially misstated. If, based on the work we have performed, we conclude that there is a material misstatement of this other information, we are required to report that fact. We have nothing to report in this regard.



INDEPENDENT AUDITOR'S REPORT TO THE SHAREHOLDERS OF DUBAI INSURANCE COMPANY PJSC AND ITS SUBSIDIARIES (continued)

Report on the audit of the consolidated financial statements (continued)

Responsibilities of management and those charged with governance for the consolidated financial statements

Management is responsible for the preparation and fair presentation of the consolidated financial statements in accordance with IFRS Accounting Standards and in compliance with the applicable provisions of the Group's Articles of Association and the UAE Federal Law No. (32) of 2021, as amended and the UAE Federal Decree Law No. (6) of 2025 and the related Financial Regulations for Insurance Companies, Central Bank of the UAE Board of Directors' Decision No. (25) of 2014 pertinent to the Financial Regulations for Insurance Companies, and for such internal control as management determines is necessary to enable the preparation of consolidated financial statements that are free from material misstatement, whether due to fraud or error.

In preparing the consolidated financial statements, management is responsible for assessing the Group's ability to continue as a going concern, disclosing, as applicable, matters related to going concern and using the going concern basis of accounting unless management either intends to liquidate the Group or to cease operations, or has no realistic alternative but to do so.

Those charged with governance are responsible for overseeing the Group's financial reporting process.

Auditor's responsibilities for the audit of the consolidated financial statements

Our objectives are to obtain reasonable assurance about whether the consolidated financial statements as a whole are free from material misstatement, whether due to fraud or error, and to issue an auditor's report that includes our opinion. Reasonable assurance is a high level of assurance but is not a guarantee that an audit conducted in accordance with ISAs will always detect a material misstatement when it exists. Misstatements can arise from fraud or error and are considered material if, individually or in the aggregate, they could reasonably be expected to influence the economic decisions of users taken on the basis of these consolidated financial statements.

As part of an audit in accordance with ISAs, we exercise professional judgment and maintain professional skepticism throughout the audit. We also:

- Identify and assess the risks of material misstatement of the consolidated financial statements, whether due to fraud or error, design and perform audit procedures responsive to those risks, and obtain audit evidence that is sufficient and appropriate to provide a basis for our opinion. The risk of not detecting a material misstatement resulting from fraud is higher than for one resulting from error, as fraud may involve collusion, forgery, intentional omissions, misrepresentations, or the override of internal control.
- Obtain an understanding of internal control relevant to the audit in order to design audit procedures that are appropriate in the circumstances, but not for the purpose of expressing an opinion on the effectiveness of the Group's internal control.



INDEPENDENT AUDITOR'S REPORT TO THE SHAREHOLDERS OF DUBAI INSURANCE COMPANY PJSC AND ITS SUBSIDIARIES (continued)

Report on the audit of the consolidated financial statements (continued)

Auditor's responsibilities for the audit of the consolidated financial statements (continued)

- Evaluate the appropriateness of accounting policies used and the reasonableness of accounting estimates and related disclosures made by management.
- Conclude on the appropriateness of management's use of the going concern basis of accounting and, based on the audit evidence obtained, whether a material uncertainty exists related to events or conditions that may cast significant doubt on the Group's ability to continue as a going concern. If we conclude that a material uncertainty exists, we are required to draw attention in our auditor's report to the related disclosures in the consolidated financial statements or, if such disclosures are inadequate, to modify our opinion. Our conclusions are based on the audit evidence obtained up to the date of our auditor's report. However, future events or conditions may cause the Group to cease to continue as a going concern.
- Evaluate the overall presentation, structure and content of the consolidated financial statements, including the disclosures, and whether the consolidated financial statements represent the underlying transactions and events in a manner that achieves fair presentation.
- Plan and perform the group audit to obtain sufficient appropriate audit evidence regarding the financial information of the entities or business units within the group as a basis for forming an opinion on the consolidated financial statements. We are responsible for the direction, supervision and review of the audit work performed for the purposes of the group audit. We remain solely responsible for our audit opinion.

We communicate with those charged with governance regarding, among other matters, the planned scope and timing of the audit and significant audit findings, including any significant deficiencies in internal control that we identify during our audit.

We also provide those charged with governance with a statement that we have complied with relevant ethical requirements regarding independence, and to communicate with them all relationships and other matters that may reasonably be thought to bear on our independence, and where applicable, actions taken to eliminate threats or safeguards applied.

From the matters communicated with those charged with governance, we determine those matters that were of most significance in the audit of the consolidated financial statements of the current year and are therefore the key audit matters. We describe these matters in our auditor's report unless law or regulation precludes public disclosure about the matter or when, in extremely rare circumstances, we determine that a matter should not be communicated in our report because the adverse consequences of doing so would reasonably be expected to outweigh the public interest benefits of such communication.

**INDEPENDENT AUDITOR'S REPORT TO THE SHAREHOLDERS OF
DUBAI INSURANCE COMPANY PJSC AND ITS SUBSIDIARIES (continued)**

Report on other legal and regulatory requirements

Further, as required by the UAE Federal Law No. (32) of 2021, as amended, we report that for the year ended 31 December 2025:

- i) the Group has maintained proper books of account;
- ii) we have obtained all the information we considered necessary for the purposes of our audit;
- iii) the consolidated financial statements have been prepared and comply, in all material respects, with the applicable provisions of the Group's Articles of Association and the UAE Federal Law No. (32) of 2021, as amended;
- iv) the consolidated financial information included in the Directors' report is consistent with the books of account of the Group;
- v) investments in shares and stocks during the year ended 31 December 2025, if any, are disclosed in note 10 to these consolidated financial statements;
- vi) notes 23 reflect material related party transactions and the terms under which they were conducted;
- vii) based on the information that has been made available to us, nothing has come to our attention which causes us to believe that the Group has contravened during the financial year ended 31 December 2025 any of the applicable provisions of the UAE Federal Law No. 32 of 2021, as amended, or of its Articles of Association which would have material impact on its activities or its financial position; and
- viii) note 6 reflects the social contributions made during the year.

Further, as required by the UAE Federal Decree Law No. (6) of 2025 and the related Financial Regulations for Insurance Companies, we report that we have obtained all the information and explanation we considered necessary for the purpose of our audit.

Ernst & Young Middle East (Dubai Branch)



Thodla Hari Gopal
Registration No. 689


17 February 2026

Dubai, United Arab Emirates

Dubai Insurance Company PJSC and its subsidiaries
CONSOLIDATED STATEMENT OF FINANCIAL POSITION
As at 31 December 2025

	Notes	2025 AED'000	2024 AED'000
ASSETS			
Property and equipment	8	58,868	57,445
Investment properties	9	60,372	61,115
Financial assets	10	1,318,902	995,602
Reinsurance contract assets	12	1,609,676	1,453,966
Statutory deposit	14	10,000	10,000
Prepayments and other receivables	13	52,734	42,377
Cash and cash equivalents	15	1,205,677	868,226
TOTAL ASSETS		4,316,229	3,488,731
EQUITY AND LIABILITIES			
Equity			
Share capital	16	100,000	100,000
Statutory reserve	17	50,000	50,000
General reserve	17	50,000	50,000
Reinsurance reserve	17	47,873	34,619
Cumulative changes in fair value of FVTOCI investments	17	406,624	322,786
Retained earnings		517,629	380,225
TOTAL EQUITY		1,172,126	937,630
LIABILITIES			
Bank loan	20	44,579	39,043
Employees' end of service benefits	19	10,640	8,320
Income tax payable	22	18,099	9,647
Deferred tax liability	21	15,372	7,652
Insurance contract liabilities	12	2,415,388	1,999,103
Other payables		640,025	487,336
TOTAL LIABILITIES		3,144,103	2,551,101
TOTAL EQUITY AND LIABILITIES		4,316,229	3,488,731

These consolidated financial statements were authorised for issue on 9 February 2026 by the Board of Directors and signed on their behalf by:


Bui Obaid Almulla
Chairman


Khalid Abdulwahid Hassan AlRustamani
Vice Chairman

The attached accompanying notes 1 to 29 form part of these consolidated financial statements.

Dubai Insurance Company PJSC and its subsidiaries

CONSOLIDATED STATEMENT OF PROFIT OR LOSS
For the year ended 31 December 2025

	<i>Notes</i>	2025 AED'000	2024 AED'000
Insurance revenue	12	3,440,443	2,989,716
Insurance service expenses	3	(2,280,875)	(2,055,673)
Insurance service result before reinsurance contracts held		1,159,568	934,043
Allocation of reinsurance premiums	12	(2,114,101)	(1,803,198)
Amounts recoverable from reinsurance for incurred claims		1,114,326	977,387
Net expenses from reinsurance contracts held		(999,775)	(825,811)
Insurance service result		159,793	108,232
Interest income	4	32,907	25,153
Other investment income	4	50,505	37,466
Insurance finance expense for insurance contracts issued	4	(11,543)	(9,560)
Reinsurance finance income for reinsurance contracts held	4	13,342	8,226
Net insurance financial result	4	1,799	(1,334)
Net insurance and investment results		245,004	169,517
Other income		395	43
Other operating expenses		(36,082)	(27,611)
PROFIT FOR THE YEAR BEFORE TAX		209,317	141,949
Income tax expense	22	(18,667)	(9,647)
PROFIT FOR THE YEAR AFTER TAX		190,650	132,302
Basic and diluted earnings per share (AED)	7	1.906	1.323

The attached accompanying notes 1 to 29 form part of these consolidated financial statements.

Dubai Insurance Company PJSC and its subsidiaries

CONSOLIDATED STATEMENT OF COMPREHENSIVE INCOME
For the year ended 31 December 2025

	<i>Notes</i>	2025 AED'000	2024 AED'000
Profit for the year after tax		190,650	132,302
Other comprehensive income:			
<i>Items that will not be reclassified subsequently to profit or loss:</i>			
Net change in fair value of equity investments designated at FVTOCI	10	131,566	92,415
Deferred tax liability on unrealized gain on equity investments designated at FVOCI	21	(7,720)	(7,652)
Other comprehensive income for the year		123,846	84,763
TOTAL COMPREHENSIVE INCOME FOR THE YEAR		314,496	217,065

The attached accompanying notes 1 to 29 form part of these consolidated financial statements.

Dubai Insurance Company PJSC and its subsidiaries

CONSOLIDATED STATEMENT OF CHANGES IN EQUITY

For the year ended 31 December 2025

	<i>Share capital AED'000</i>	<i>Statutory reserve AED'000</i>	<i>General reserve AED'000</i>	<i>Reinsurance reserve AED'000</i>	<i>Cumulative changes in fair value of investments AED'000</i>	<i>Retained earnings AED'000</i>	<i>Total equity AED'000</i>
Balance at 1 January 2024	100,000	50,000	50,000	23,601	251,429	315,535	790,565
Profit for the year after tax	-	-	-	-	-	132,302	132,302
Other comprehensive income for the year	-	-	-	-	84,763	-	84,763
Total comprehensive income for the year	-	-	-	-	84,763	132,302	217,065
Transferred to retained earnings on sale of investments at FVTOCI	-	-	-	-	(13,406)	13,406	-
Dividend paid (Note 18)	-	-	-	-	-	(70,000)	(70,000)
Transfer to reinsurance reserve (Note 17)	-	-	-	11,018	-	(11,018)	-
Balance at 31 December 2024	100,000	50,000	50,000	34,619	322,786	380,225	937,630
Balance at 1 January 2025	100,000	50,000	50,000	34,619	322,786	380,225	937,630
Profit for the year after tax	-	-	-	-	-	190,650	190,650
Other comprehensive income for the year	-	-	-	-	123,846	-	123,846
Total comprehensive income for the year	-	-	-	-	123,846	190,650	314,496
Transferred to retained earnings on sale of investments at FVTOCI	-	-	-	-	(40,008)	40,008	-
Dividend paid (Note 18)	-	-	-	-	-	(80,000)	(80,000)
Transfer to reinsurance reserve (Note 17)	-	-	-	13,254	-	(13,254)	-
Balance at 31 December 2025	100,000	50,000	50,000	47,873	406,624	517,629	1,172,126

The attached accompanying notes 1 to 29 form part of these consolidated financial statements.

Dubai Insurance Company PJSC and its subsidiaries

CONSOLIDATED STATEMENT OF CASH FLOWS

For the year ended 31 December 2025

	<i>Notes</i>	<i>2025 AED'000</i>	<i>2024 AED'000</i>
CASH FLOWS FROM OPERATING ACTIVITIES			
Profit for the year before tax		209,317	141,949
<i>Adjustments for:</i>			
Depreciation of property and equipment	8	5,942	5,136
Depreciation on investment property	9	743	743
Provision for employees' end of service	19	2,476	1,927
Realised loss on disposal of financial asset at fair value through profit and loss on equity instruments	10	(363)	-
Change in fair value of financial assets at FVTPL		(27)	225
Realised gain on disposal of investment property	4	(13,826)	-
Expenses on investment property		416	-
Interest income	4	(32,907)	(25,153)
Dividend income	4	(36,968)	(38,709)
Operating cash flows before changes in working capital		134,803	86,118
<i>Changes in working capital:</i>			
Reinsurance contract assets		(155,710)	(274,164)
Insurance contract liabilities		416,286	329,907
Prepayment and other receivables		(10,357)	19,702
Other payables		161,156	123,983
Net cash generated from operations		546,178	285,546
Employees' end of service indemnity paid	19	(156)	(565)
Tax paid	22	(10,214)	-
Net cash generated from operating activities		535,808	284,981
CASH FLOWS FROM INVESTING ACTIVITIES			
Purchase of property and equipment	8	(51,538)	(8,964)
Proceeds from sale of investment property	9	58,000	-
Purchase of investments held at amortised cost	10	(30,348)	(58,880)
Proceeds from sale of investments held at amortised cost	10	15,347	-
Purchase of investments at FVTOCI	10	(38,817)	(81,986)
Proceeds from sale of investments at FVTOCI	10	77,320	17,058
Bank deposits invested		(371,265)	(271,306)
Proceeds from maturity of bank deposits		147,366	401,105
Proceeds from sale of investments at FVTPL	10	583	2,500
Expenses on investment property		(416)	-
Interest received	4	32,907	17,817
Dividend received	4	36,968	38,709
Net cash (used in)/ generated from investing activities		(123,893)	56,053
CASH FLOWS FROM FINANCING ACTIVITIES			
Borrowing from bank	20	94,325	116,270
Payment of bank loan	20	(88,789)	(77,227)
Dividends paid	18	(80,000)	(70,000)
Net cash used in financing activities		(74,464)	(30,957)
NET INCREASE IN CASH AND CASH EQUIVALENTS		337,451	310,077
Cash and cash equivalents at beginning of the year		868,226	558,149
CASH AND CASH EQUIVALENTS AT END OF THE YEAR		1,205,677	868,226

The attached accompanying notes 1 to 29 form part of these consolidated financial statements.

Dubai Insurance Company PJSC and its subsidiaries

NOTES TO THE CONSOLIDATED FINANCIAL STATEMENTS

For the year ended 31 December 2025

1 CORPORATE INFORMATION

Dubai Insurance Company PJSC (the “Company”) is a public joint stock company registered under the UAE Federal Law No. (32) of 2021, as amended and the U.A.E. Federal Law No. (6) of 2025 and the related Financial Regulations for Insurance Companies. The Company mainly issues short term insurance contracts in connection with worker protection fund, motor, marine, fire, engineering and general accident (collectively known as general insurance) and group life and medical risks (collectively referred to as medical and life insurance). The Company also invests its funds in investment securities and properties. The registered address of the Company is P.O. Box 3027, Dubai, United Arab Emirates. The Company operates in the United Arab Emirates and most of the insurance policies are issued in the United Arab Emirates. The shares of the Company are listed on the Dubai Financial Market.

On 16 September 2025, Federal Decree-Law No. (6) of 2025 regarding and the related Financial Regulations for Insurance Companies was issued and came into effect. This new law repealed Federal Decree-Law No. 48 of 2023 concerning the Financial Regulations of Insurance Companies issued by the Central Bank of the United Arab Emirates. The Companies must within a period not exceeding twelve months from the date of the enforcement of its provisions from 16 September 2025 comply with the provisions of the UAE Federal Decree Law No (6) of 2025. The Group is in compliance with the provisions of the UAE Federal Decree Law No (6) of 2025.

These consolidated financial statements incorporate the financial statements of the Company and its subsidiaries (the “Group”). The taxable income of the entities that are in scope for UAE CT purposes will be subject to the rate of 9% on taxable profits above AED 375,000. The tax charge for the year ended 31 December 2025 is AED 18,667 thousand.

2 MATERIAL ACCOUNTING POLICY INFORMATION

2.1 STATEMENT OF COMPLIANCE

These consolidated financial statements have been prepared in accordance IFRS Accounting Standards as issued by the IASB and interpretations thereof issued by the International Financial Reporting Interpretation Committee and in compliance with the applicable requirements of U.A.E Federal Law No. (32) of 2021, as amended (“Companies Law”) relating to commercial companies and United Arab Emirates (UAE) Federal Decree Law No. (6) of 2025 concerning Financial Regulations for Insurance Companies issued by the Central Bank of the UAE (“CBUAE”), CBUAE Board of Directors’ Decision No. (25) of 2014 pertinent to the Financial Regulations for Insurance Companies and regulation of its operations. These consolidated financial statements are presented in UAE Dirhams and all values are rounded to the nearest thousand (“AED’000”).

2.2 BASIS OF CONSOLIDATION

The Group comprises of the Company and the under-mentioned subsidiaries company:

<i>Subsidiaries</i>	<i>Principal activity</i>	<i>Country of incorporation</i>	<i>Ownership</i>
Insurance Pool for Communication And Consulting Services L.L.C	Human Resources Consultancy	United Arab Emirates	100%
DIN Care Services L.L.C	Customer Care Center	United Arab Emirates	100%
ILOE Call Services L.L.C	Call Centers Services	United Arab Emirates	100%
DIN Portal L.L.C	I.T Services	United Arab Emirates	100%
DIN Novus Management Consultancies L.L.C	Management Consulting	United Arab Emirates	100%
Din Care Services India Private Limited*	BPO Services	India	100%
Al Imtinan Funds Administration LLC **	Administrative services of investment funds	United Arab Emirates	51%

The Group established two new subsidiaries during the year.

* Din Care Services Private Limited India was incorporated during 14 January 2025 for Back-office support operations, Business Process Outsourcing (BPO), Knowledge Process Outsourcing (KPO) and Information Technology Enabled services for communication and consultation purposes.

** Al Imtinan Funds Administration LLC was incorporated during 25 July 2024 for administrative services of investment funds.

Dubai Insurance Company PJSC and its subsidiaries

NOTES TO THE CONSOLIDATED FINANCIAL STATEMENTS

For the year ended 31 December 2025

2 MATERIAL ACCOUNTING POLICY INFORMATION (continued)

2.2 BASIS OF CONSOLIDATION (continued)

The consolidated financial statements comprise the financial statements of the Group and its subsidiaries as at 31 December 2025.

Control is achieved when the Group is exposed, or has rights, to variable returns from its involvement with the investee and has the ability to affect those returns through its power over the investee. Specifically, the Group controls an investee if, and only if, the Group has:

- power over the investee (i.e., existing rights that give it the current ability to direct the relevant activities of the investee);
- exposure, or rights, to variable returns from its involvement with the investee; and
- the ability to use its power over the investee to affect its returns.

Generally, there is a presumption that a majority of voting rights result in control. To support this presumption and when the Group has less than a majority of the voting or similar rights of an investee, the Group considers all relevant facts and circumstances in assessing whether it has power over an investee, including:

- the contractual arrangement with the other vote holders of the investee
- rights arising from other contractual arrangements
- the Group's voting rights and potential voting rights

A change in the ownership interest of a subsidiaries, without a loss of control, is accounted for as an equity transaction.

If the Group loses control over a subsidiaries, it derecognises the related assets (including goodwill), liabilities, non-controlling interest and other components of equity while any resultant gain or loss is recognised in profit or loss. Any investment retained is recognised at fair value.

The financial statements of all subsidiaries included in the consolidated financial statements are prepared for the same reporting period as those of the parent company.

2.3 BASIS OF PREPARATION

The consolidated financial statements are prepared under the historical cost convention except for the measurement at fair value of financial assets carried at fair value through profit or loss and fair value through other comprehensive income and the provision for employee end of service benefits which is calculated in line with UAE labour law.

The Group presents its consolidated statement of financial position broadly in order of liquidity, with a distinction based on expectations regarding recovery or settlement within twelve months after the reporting date (current) and more than twelve months after the reporting date (non-current), presented in the notes.

2.4 STANDARDS, INTERPRETATIONS AND AMENDMENTS EFFECTIVE FROM 1 JANUARY 2025

The following relevant standards, interpretations and amendments to existing standards were issued by the IASB:

<i>Standard number</i>	<i>Title</i>	<i>Effective date</i>
IAS 21	Lack of exchangeability – Amendments to IAS 21	1 January 2025

These standards have been adopted by the Group and did not have a material impact on these consolidated financial statements.

2.5 STANDARDS ISSUED BUT NOT YET EFFECTIVE

The impact of the new standards, interpretations and amendments that are issued, but not yet effective, up to the date of issuance of the Group's consolidated financial statements are disclosed below. The Group intends to adopt these standards, if applicable, when they become effective.

Dubai Insurance Company PJSC and its subsidiaries

NOTES TO THE CONSOLIDATED FINANCIAL STATEMENTS

For the year ended 31 December 2025

2 MATERIAL ACCOUNTING POLICY INFORMATION (continued)**2.5 STANDARDS ISSUED BUT NOT YET EFFECTIVE (continued)**

<i>Standard number</i>	<i>Title</i>	<i>Effective date</i>
IFRS 9 & IFRS 7	Amendments to IFRS 9 Financial Instruments and IFRS 7 Financial Instruments: Disclosures regarding the classification and measurement of financial instruments	1 January 2026
IFRS 18	Presentation and Disclosure in Financial Statements	1 January 2027
IFRS 19	Subsidiaries without Public Accountability: Disclosures	1 January 2027

The Group intends to adopt these new and amended standards and interpretations, if applicable, when they become effective. The above standards, amendments and interpretations are not expected to have any material impact on the consolidated financial statements of the Group. The Group is assessing the impact of IFRS 18 on the consolidated financial statements.

2.6 SUMMARY OF MATERIAL ACCOUNTING POLICY INFORMATION**(a) IFRS 17 Insurance contracts****Recognition**

The Group recognises groups of insurance contracts it issues from the earliest of the following:

- The beginning of the coverage period of the group of contracts;
- The date when the first payment from a policyholder in the group is due or when the first payment is received if there is no due date;
- For a group of onerous contracts, if facts and circumstances indicate that the group is onerous the Group recognises a group of reinsurance contracts held;
- If the reinsurance contracts provide proportionate coverage at the later of the beginning of the coverage period of the group, or the initial recognition of any underlying contract; and
- In all other cases, from the beginning of the coverage period of the group the Group adds new contracts to the group when they are issued or initiated.

Contract boundary

The Group includes in the measurement of a group of insurance contracts all the future cash flows within the boundary of each contract in the group. Cash flows are within the boundary of an insurance contract if they arise from substantive rights and obligations that exist during the reporting period in which the Group can compel the policyholder to pay the premiums, or in which the Group has a substantive obligation to provide the policyholder with services. A substantive obligation to provide services ends when:

- The Group has the practical ability to reassess the risks of the particular policyholder and, as a result, can set a price or level of benefits that fully reflects those risks; or

Both of the following criteria are satisfied:

- The Group has the practical ability to reassess the risks of the portfolio of insurance contracts that contain the contract and, as a result, can set a price or level of benefits that fully reflects the risk of that portfolio; and
- The pricing of the premiums for coverage up to the date when the risks are reassessed does not take into account the risks that relate to periods after the reassessment date.

A liability or asset relating to expected premiums or claims outside the boundary of the insurance contract is not recognised. Such amounts relate to future insurance contracts. The Group applies the premium allocation approach (PAA) to all the insurance contracts that it issues and reinsurance contracts that it holds, as:

- The coverage period of each contract in the group is one year or less, including coverage arising from all premiums within the contract boundary.
Or
- For contracts longer than one year, the Group has modelled possible future scenarios and reasonably expects that the measurement of the liability for remaining coverage for the group containing those contracts under the PAA does not differ materially from the measurement that would be produced applying the general model. In assessing materiality, the Group has also considered qualitative factors such as the nature of the risk and types of its lines of business.

Dubai Insurance Company PJSC and its subsidiaries

NOTES TO THE CONSOLIDATED FINANCIAL STATEMENTS

For the year ended 31 December 2025

2 MATERIAL ACCOUNTING POLICY INFORMATION (continued)

2.6 SUMMARY OF MATERIAL ACCOUNTING POLICY INFORMATION (continued)

(a) IFRS 17 Insurance contracts (continued)

Measurement - Premium allocation approach

Insurance contracts – initial measurement

The Group does not apply the PAA if, at the inception of the group of contracts, it expects significant variability in the fulfilment cash flows that would affect the measurement of the liability for the remaining coverage during the period before a claim is incurred. Variability in the fulfilment cash flows increases with:

- The extent of future cash flows related to any derivatives embedded in the contracts.
- The length of the coverage period of the group of contracts.

For a group of contracts that is not onerous at initial recognition, the Group measures the liability for remaining coverage as the premiums, if any, received at initial recognition, minus any insurance acquisition cash flows at that date, with the exception of contracts which are one year or less where this is expensed, plus or minus any amount arising from the derecognition at that date of the asset or liability recognised for insurance acquisition cash flows that the Group pays or receives before the group of insurance contracts is recognised. There is no allowance for time value of money as the premiums are mostly received within one year of the coverage period.

The Group measures its reinsurance assets for a group of reinsurance contracts that it holds on the same basis as insurance contracts that it issues, however, adapted to reflect the features of reinsurance contracts held that differ from insurance contracts issued, for example the generation of expenses or reduction in expenses rather than revenue.

Insurance contracts – subsequent measurement

The Group measures the carrying amount of the liability for remaining coverage at the end of each reporting period as the liability for remaining coverage at the beginning of the period:

- Plus premiums received in the period;
- Minus capitalised insurance acquisition cash flows;
- Plus any amounts relating to the amortisation of the acquisition cash flows recognised as an expense in the reporting period for the group;
- Plus any adjustment to the financing component, where applicable;
- Minus the amount recognised as insurance revenue for the coverage period; and
- Minus any investment component paid or transferred to the liability for incurred claims.

The Group estimates the liability for incurred claims as the fulfilment cash flows related to incurred claims. The fulfilment cash flows incorporate, in an unbiased way, all reasonable and supportable information available without undue cost or effort about the amount, timing and uncertainty of those future cash flows, they reflect current estimates from the perspective of the entity and include an explicit adjustment for non-financial risk (the risk adjustment). The Group does not adjust the future cash flows for the time value of money and the effect of financial risk for the measurement of liability for incurred claims that are expected to be paid within one year of being incurred. Insurance acquisition cash flows are allocated on a straight-line basis to profit or loss.

Reinsurance contracts

The subsequent measurement of reinsurance contracts held follows the same principles as those for insurance contracts issued and has been adapted to reflect the specific features of reinsurance held.

Insurance contracts – modification and derecognition

The Group derecognises insurance contracts when:

- The rights and obligations relating to the contract are extinguished (i.e., discharged, cancelled or expired);
Or
- The contract is modified such that the modification results in a change in the measurement model or the applicable standard for measuring a component of the contract, substantially changes the contract boundary, or requires the modified contract to be included in a different group. In such cases, the Group derecognises the initial contract and recognises the modified contract as a new contract.

When a modification is not treated as a derecognition, the Group recognises amounts paid or received for the modification with the contract as an adjustment to the relevant liability for remaining coverage.

Dubai Insurance Company PJSC and its subsidiaries

NOTES TO THE CONSOLIDATED FINANCIAL STATEMENTS

For the year ended 31 December 2025

2 MATERIAL ACCOUNTING POLICY INFORMATION (continued)

2.6 SUMMARY OF MATERIAL ACCOUNTING POLICY INFORMATION (continued)

(a) IFRS 17 Insurance contracts (continued)

Level of Aggregation

IFRS 17 requires a Group to determine the level of aggregation for applying its requirements. The Group manages insurance contracts issued by product lines within an operating segment, where each product line includes contracts that are subject to similar risks. All insurance contracts within a product line represent a portfolio of contracts. Each portfolio is further disaggregated into groups of contracts that are issued within a calendar year (annual cohorts) and are (i) contracts that are onerous at initial recognition; (ii) contracts that at initial recognition have no significant possibility of becoming onerous subsequently; or (iii) a group of remaining contracts. These groups represent the level of aggregation at which insurance contracts are initially recognised and measured. Such groups are not subsequently reconsidered.

For each portfolio of contracts, the Group determines the appropriate level at which reasonable and supportable information is available to assess whether these contracts are onerous at initial recognition and whether non-onerous contracts have a significant possibility of becoming onerous. This level of granularity determines sets of contracts. The Group uses significant judgement to determine at what level of granularity the Group has reasonable and supportable information that is sufficient to conclude that all contracts within a set are sufficiently homogeneous and will be allocated to the same group without performing an individual contract assessment.

Portfolios of reinsurance contracts held are assessed for aggregation separately from portfolios of insurance contracts issued. Applying the grouping requirements to reinsurance contracts held, the Group aggregates reinsurance contracts held concluded within a calendar year (annual cohorts) into groups of (i) contracts for which there is a net gain at initial recognition, if any; (ii) contracts for which at initial recognition there is no significant possibility of a net gain arising subsequently; and (iii) remaining contracts in the portfolio, if any.

Presentation

The Group has presented separately, in the consolidated statement of financial position, the carrying amount of groups of insurance contracts issued that are assets, groups of insurance contracts issued that are liabilities, reinsurance contracts held that are assets and groups of reinsurance contracts held that are liabilities.

Any assets or liabilities for insurance acquisition cash flows recognised before the corresponding insurance contracts are included in the carrying amount of the related groups of insurance contracts issued.

The Group disaggregates the total amount recognised in the consolidated statement of profit or loss and consolidated other comprehensive income into an insurance service result, comprising insurance revenue and insurance service expense, and insurance finance income or expenses.

The Group disaggregate the change in risk adjustment for non-financial risk between a financial and non-financial portion which will be presented in insurance finance income or expenses and in insurance service result respectively. The Group separately presents income or expenses from reinsurance contracts held from the expenses or income from insurance contracts issued.

Insurance revenue

The insurance revenue for the period is the amount of expected premium receipts (excluding any investment component) allocated to the period. The Group allocates the expected premium receipts to each period of coverage on the basis of the passage of time; but if the expected pattern of release of risk during the coverage period differs significantly from the passage of time, then on the basis of the expected timing of incurred insurance service expenses.

The Group changes the basis of allocation between the two methods above as necessary, if facts and circumstances change. The change is accounted for prospectively as a change in accounting estimate.

For the periods presented, all revenue has been recognised on the basis of the passage of time.

Dubai Insurance Company PJSC and its subsidiaries

NOTES TO THE CONSOLIDATED FINANCIAL STATEMENTS

For the year ended 31 December 2025

2 MATERIAL ACCOUNTING POLICY INFORMATION (continued)

2.6 SUMMARY OF MATERIAL ACCOUNTING POLICY INFORMATION (continued)

(a) IFRS 17 Insurance contracts (continued)

Insurance service expenses

It comprises of claims incurred in the period (excluding investment components) and other directly attributable insurance service expenses incurred in the period; the amortisation of insurance acquisition cash flows; changes that relate to past service (specifically changes in the estimate of the LIC at the start of the period including the change in the RA on the LIC); and losses on onerous groups of contracts (i.e. the loss on setting up a loss component) and reversals of such losses which represent changes that relate to future service.

Loss components

The Group assumes that no contracts are onerous at initial recognition unless facts and circumstances indicate otherwise. If at any time during the coverage period, the facts and circumstances indicate that a group of insurance contracts is onerous, the Group establishes a loss component as the excess of the fulfilment cash flows that relate to the remaining coverage of the group over the carrying amount of the liability for remaining coverage of the group. Accordingly, by the end of the coverage period of the group of contracts the loss component will be zero.

Insurance finance income and expense

Insurance finance income or expenses comprise the change in the carrying amount of the group of insurance contracts arising from:

- The effect of the time value of money and changes in the time value of money; and
- The effect of financial risk and changes in financial risk.

The Group disaggregates insurance finance income or expenses between profit or loss and OCI. The impact of changes in market interest rates on the value of the insurance assets and liabilities are reflected in OCI in order to minimise accounting mismatches between the accounting for financial assets and insurance assets and liabilities. The Group's financial assets are also measured at FVTOCI.

Net income or expense from reinsurance contracts held

The Group presents separately on the face of the consolidated statement of profit or loss and other comprehensive income, the amounts expected to be recovered from reinsurers, and an allocation of the reinsurance premiums paid. The Group treats reinsurance cash flows that are contingent on claims on the underlying contracts as part of the claims that are expected to be reimbursed under the reinsurance contract held and excludes investment components and commissions from an allocation of reinsurance premiums presented on the face of the consolidated statement of profit or loss and other comprehensive income.

Classification of insurance contracts

Insurance contracts issued by the Group are classified into two main categories, depending on the duration of risk being: short-term insurance contracts and long-term insurance contracts.

Short-term insurance contracts

These contracts are medical, motor, property, casualty, marine, engineering and short-duration life insurance contracts.

Medical insurance contracts protect the Group's customers against the risk of incurring medical expenses. Medical selection is part of the Group's underwriting procedures, whereby contributions are charged to reflect the health condition and family medical history of the applicants. Pricing is based on assumptions, such as persistency, which consider past experience and current trends. Contracts including specific risks and guarantees are tested for profitability according to predefined procedures before approval.

Marine insurance covers the loss or damage of ships, cargo, terminals, and any transport by which the property is transferred, acquired, or held between the points of origin and the final destination.

Engineering Insurance is an insurance policy that covers a wide range of engineering related risks. It is a comprehensive insurance that provides complete protection against risks associated with erection, resting, and working of any machinery, plant or equipment.

Dubai Insurance Company PJSC and its subsidiaries

NOTES TO THE CONSOLIDATED FINANCIAL STATEMENTS

For the year ended 31 December 2025

2 MATERIAL ACCOUNTING POLICY INFORMATION (continued)

2.6 SUMMARY OF MATERIAL ACCOUNTING POLICY INFORMATION (continued)

(a) IFRS 17 Insurance contracts (continued)

Short-term insurance contracts (continued)

Motor insurance comprises Comprehensive Insurance and Third-Party Insurance. Comprehensive Insurance covers the policy holder for any loss or damage to the policy holder's vehicle caused either by themselves or a third party. It also covers any third party for loss or damage caused by the policy holder. Third Party Insurance, on the other hand only covers the third party for any loss of damage caused by the policy holder.

Involuntary Loss of Employment (ILOE) insurance mandatory scheme protects employees against the risk of income loss due to involuntary unemployment. Coverage provides a percentage of the employee's basic salary for a defined period. Eligibility criteria, premium structures, and benefit payouts are determined by regulations and vary based on employment history and salary.

Property insurance contracts mainly compensate the Group's customers for damage suffered to their properties or for the value of property lost. Customers who undertake commercial activities on their premises could also receive compensation for the loss of earnings caused by the inability to use the insured properties in their business activities (business interruption cover).

Casualty insurance contracts protect the Group's customers against the risk of causing harm to third parties as a result of their legitimate activities. Damages covered include both contractual and non-contractual events.

Short-duration life insurance contracts (credit life) protect the Group's customers from the consequences of events that would affect the ability of the customer or customer's dependents to maintain their current level of income. Guaranteed benefits paid on occurrence of the specified insurance event are either fixed or linked to the extent of the economic loss suffered by the policyholder. There is no maturity or surrender benefits.

Products are reviewed by the business units on an annual basis to confirm, or otherwise, that pricing assumptions remain appropriate. Analysis is performed on earnings and liability movements to understand the source of any material variation in actual results from what was expected. This confirms the appropriateness of assumptions used in underwriting and pricing.

(b) Interest income and expense

Interest income and expenses for all interest-bearing financial instruments is calculated by applying the effective interest rate to the gross carrying amount of the financial instrument, except for financial assets that have subsequently become credit-impaired (or stage 3), for which interest income is calculated by applying the effective interest rate to their amortised cost (i.e. net of the expected credit loss provision) and are recognised within 'interest income' in the consolidated statement of profit or loss.

(c) Dividend income

Dividend income from investments is recognised when the Group's rights to receive payment have been established.

(d) Rental income

Rental income from investment properties which are leased under operating leases is recognised on a straight-line basis over the term of the relevant lease.

(e) Commissions earned

Commissions earned are recognised at the time policies are written.

(f) Investment income

- (i) Interest income is recognised on a time proportion basis.
- (ii) Dividend income is accounted for when the right to receive payment is established.
- (iii) Rental income is recognised as income over the period to which it relates.

Dubai Insurance Company PJSC and its subsidiaries

NOTES TO THE CONSOLIDATED FINANCIAL STATEMENTS

For the year ended 31 December 2025

2 MATERIAL ACCOUNTING POLICY INFORMATION (continued)

2.6 SUMMARY OF MATERIAL ACCOUNTING POLICY INFORMATION (continued)

(g) Claims and expenses recognition

Claims, comprising amounts payable to contract holders and third parties and related loss adjustment expenses, net of salvage and other recoveries, are charged to income as incurred.

The Group generally estimates its claims based on previous experience. Independent loss adjusters normally estimate property claims. Any difference between the provisions at the reporting date and settlements and provisions for the following year is included in the underwriting account for that year.

(h) Finance cost

Interest paid is recognised in the consolidated statement of income as it accrues and is calculated by using the effective interest rate method. Accrued interest is included within the carrying value of the interest-bearing financial liability.

(i) Policy acquisition costs

Commissions and other costs directly related to the acquisition and renewal of insurance contracts are charged to the consolidated statement of income when incurred.

(j) General and administration expenses

Direct expenses of general insurance business are charged to respective departmental revenue accounts. Indirect expenses of the general insurance business are allocated to departmental revenue accounts on the basis of gross retained premiums of each department. Other administration expenses are charged to the consolidated statement of income.

(k) Foreign currency translation

The presentation currency is UAE Dirhams (AED). This is also the functional currency of the Group. Transactions in foreign currencies are initially recorded at the functional currency rate ruling at the date of the transaction. Monetary assets and liabilities denominated in foreign currencies are retranslated at the functional currency rate of exchange ruling at the reporting date. Non-monetary items that are measured in terms of historical cost in a foreign currency are translated using the exchange rate as at the date of the initial transaction and are not subsequently restated. Non-monetary items measured at fair value in a foreign currency are translated using the exchange rates at the date when the fair value was determined. All foreign exchange differences are taken to the consolidated statement of income, except when it relates to items when gains or losses are recognised directly in equity, the gain or loss is then recognised net of the exchange component in the consolidated statement of comprehensive income.

(l) Segment reporting

For management purposes, the Group is organised into business units based on their products and services and has two reportable operating segments as follows:

- a) The medical and life insurance segment offers short term group health and life insurance. Revenue from this segment is derived primarily from insurance premium, fees and commission income.
- b) The general insurance segment comprises insurance to individuals and businesses. General insurance products offered include motor, marine, fire, engineering, general accident and miscellaneous. These products offer protection of policyholder's assets and indemnification of other parties that have suffered damage as a result of policyholder's accident, e.g., employee liability claims and asbestos. Revenue in this segment is derived primarily from insurance premiums.

No operating segments have been aggregated to form the above reportable operating segments. Segment performance is evaluated based on profit or loss which, in certain respects, is measured differently from profit or loss in the consolidated financial statements. Unallocated administrative expenses are managed on a group basis and are not allocated to individual operating segments.

No inter-segment transactions occurred in 2025 and 2024. If any transaction were to occur, transfer prices between operating segments would be set on an arm's length basis in a manner similar to transactions with third parties. Segment income, expenses and results will include those transfers between business segments which will then be eliminated on consolidation.

Dubai Insurance Company PJSC and its subsidiaries

NOTES TO THE CONSOLIDATED FINANCIAL STATEMENTS

For the year ended 31 December 2025

2 MATERIAL ACCOUNTING POLICY INFORMATION (continued)

2.6 SUMMARY OF MATERIAL ACCOUNTING POLICY INFORMATION (continued)

(m) Product classification

Insurance contracts are those contracts when the Group (the insurer) has accepted significant insurance risk from another party (the policyholders) by agreeing to compensate the policyholders if a specified uncertain future event (the insured event) adversely affects the policyholders. As a general guideline, the Group determines whether it has significant insurance risk, by comparing benefits paid with benefits payable if the insured event did not occur. Insurance contracts can also transfer financial risk.

Investment contracts are those contracts that transfer significant financial risk. Financial risk is the risk of a possible future change in one or more of a specified interest rate, security price, commodity price, foreign exchange rate, index of price or rates, a credit rating or credit index or other variable.

Once a contract has been classified as an insurance contract, it remains an insurance contract for the remainder of its lifetime, even if the insurance risk reduces significantly during this period, unless all rights and obligations are extinguished or expire. Investment contracts can however be reclassified as insurance contracts after inception, if insurance risk becomes significant.

(n) Property and equipment

Property and equipment are recorded at cost less accumulated depreciation and any impairment in value. Depreciation is calculated on a straight-line basis over the estimated useful lives of property and equipment as follows:

Furniture and equipment	4 years
Motor vehicles	4 years

No depreciation is charged on land.

The carrying values of property and equipment are reviewed for impairment when events or changes in circumstances indicate that the carrying value may not be recoverable. If any such indication exists and where the carrying values exceed the estimated recoverable amount, the assets are written down to their recoverable amount, being the higher of their value less costs to sell and their value in use.

An item of property and equipment is derecognised upon disposal or when no future economic benefits are expected from its use or disposal. Any gain or loss arising on derecognition of the asset (calculated as the difference between the net disposal proceeds and the carrying amount of the asset) is included in the consolidated statement of comprehensive income in the year the asset is derecognised.

Expenditure incurred to replace a component of an item of property and equipment that is accounted for separately is capitalised and the carrying amount of the component that is replaced is written off. Other subsequent expenditure is capitalised only when it increases future economic benefits of the related item of property and equipment. All other expenditure is recognised in the consolidated statement of comprehensive income as the expense is incurred.

(o) Investment properties

The Group has elected to adopt the cost model for investment properties. Accordingly, investment properties are carried at cost less any accumulated depreciation and any accumulated impairment losses. Depreciation is calculated on a straight-line basis over the estimated useful lives of the assets as follows:

Building	40 years
----------	----------

No depreciation is charged on freehold land.

Dubai Insurance Company PJSC and its subsidiaries
NOTES TO THE CONSOLIDATED FINANCIAL STATEMENTS
For the year ended 31 December 2025

2 MATERIAL ACCOUNTING POLICY INFORMATION (continued)

2.6 SUMMARY OF MATERIAL ACCOUNTING POLICY INFORMATION (continued)

(p) Fair value measurement

The Group measures financial instruments, such as, equity instruments, and non-financial assets such as investment properties (for disclosure purposes), at fair value at each balance sheet date. Also, fair values of financial instruments measured at amortised cost are disclosed in Note 11.

Fair value is the price that would be received to sell an asset or paid to transfer a liability in an orderly transaction between market participants at the measurement date. The fair value measurement is based on the presumption that the transaction to sell the asset or transfer the liability takes place either:

- In the principal market for the asset or liability, or
- In the absence of a principal market, in the most advantageous market for the asset or liability.

The principal or the most advantageous market must be accessible to by the Group.

The fair value of an asset or a liability is measured using the assumptions that market participants would use when pricing the asset or liability, assuming that market participants act in their economic best interest. A fair value measurement of a non-financial asset takes into account a market participant's ability to generate economic benefits by using the asset in its highest and best use or by selling it to another market participant that would use the asset in its highest and best use.

The Group uses valuation techniques that are appropriate in the circumstances and for which sufficient data are available to measure fair value, maximising the use of relevant observable inputs and minimising the use of unobservable inputs.

All assets and liabilities for which fair value is measured or disclosed in the consolidated financial statements are categorised within the fair value hierarchy, described in note 11, based on the lowest level input that is significant to the fair value measurement as a whole.

For assets and liabilities that are recognised in these consolidated financial statements on a recurring basis, the Group determines whether transfers have occurred between levels in the hierarchy by re-assessing categorisation (based on the lowest level input that is significant to the fair value measurement as a whole) at the end of each reporting period.

(q) Financial instruments

Recognition and measurement

Financial assets and financial liabilities are recognised when the Group becomes a party to the contractual provisions of the instrument.

Financial assets and financial liabilities are initially measured at fair value. Transaction costs that are directly attributable to the acquisition or issue of financial assets and financial liabilities are added to or deducted from the fair value of the financial assets or financial liabilities, as appropriate, on initial recognition.

A financial asset and financial liability is offset, and the net amount is reported in the consolidated financial statements only when there is legally enforceable right to set off the recognised amount and the Group intends either to settle on a net basis or realise the assets and settle the liabilities simultaneously. Income and expense will not be offset in the consolidated statement of income unless required or permitted by any accounting standard or interpretation, as specifically disclosed in the accounting policies of the Group.

Financial assets

All financial assets are recognised and derecognised on trade date when the purchase or sale of a financial asset is under a contract whose terms require delivery of the financial asset within the timeframe established by the market concerned. Financial assets are initially measured at fair value, plus transaction costs. All recognised financial assets are subsequently measured in their entirety at either amortised cost or fair value.

Dubai Insurance Company PJSC and its subsidiaries
NOTES TO THE CONSOLIDATED FINANCIAL STATEMENTS
For the year ended 31 December 2025

2 MATERIAL ACCOUNTING POLICY INFORMATION (continued)

2.6 SUMMARY OF MATERIAL ACCOUNTING POLICY INFORMATION (continued)

(q) Financial instruments (continued)

Classification and initial measurement of financial assets

For the purposes of classifying financial assets, an instrument is an 'equity instrument' if it is a non-derivative and meets the definition of 'equity' for the issuer (under IAS 32 Financial Instruments: Presentation) except for certain non-derivative puttable instruments presented as equity by the issuer. All other non-derivative financial assets are 'debt instruments'.

Financial assets at amortised cost and the effective interest method

Debt instruments are measured at amortised cost if both of the following conditions are met:

- the asset is held within a business model whose objective is to hold assets in order to collect contractual cash flows; and
- the contractual terms of the instrument give rise on specified dates to cash flows that are solely payments of principal and interest on the principal amount outstanding.

After initial recognition, these are measured at amortised cost using the effective interest method. Discounting is omitted where the effect of discounting is immaterial. The Group may irrevocably elect at initial recognition to classify a debt instrument that meets the amortised cost criteria above as at FVTPL if that designation eliminates or significantly reduces an accounting mismatch had the financial asset been measured at amortised cost.

Cash and cash equivalents

Cash and cash equivalents, which include cash on hand and current accounts with banks, are classified as financial assets at amortised cost.

Insurance and other receivables, deposits and statutory deposits

Insurance and other receivables (excluding prepayments), deposits and statutory deposits are measured at amortised cost using the effective interest method, less any impairment. Interest income is recognised by applying the effective interest rate, except for short-term receivables when the recognition of interest would be immaterial.

Financial assets at fair value through other comprehensive income (FVTOCI)

On initial recognition, the Group can make an irrevocable election (on an instrument-by-instrument basis) to designate investments in equity instruments as at FVTOCI. Designation at FVTOCI is not permitted if the equity investment is held for trading. The Group accounts for financial assets at FVOCI if the assets meet the following conditions:

- they are held under a business model whose objective it is "hold to collect" the associated cash flows and sell, and
- the contractual terms of the financial assets give rise to cash flows that are solely payments of principal and interest on the principal amount outstanding.

Any gains or losses recognised in other comprehensive income (OCI) will be recycled upon derecognition of the asset.

Dividends on these investments in equity instruments at FVTOCI are recognised in consolidated statement of profit or loss when the Group's right to receive the dividends is established, unless the dividends clearly represent a recovery of part of the cost of the investment.

Financial assets at fair value through profit or loss (FVTPL)

Financial assets that are held within a different business model other than 'hold to collect' or 'hold to collect and sell' are categorised at FVTPL. Further, irrespective of business model financial assets whose contractual cash flows are not solely payments of principal and interest are accounted for at FVTPL.

Dubai Insurance Company PJSC and its subsidiaries
NOTES TO THE CONSOLIDATED FINANCIAL STATEMENTS
For the year ended 31 December 2025

2 MATERIAL ACCOUNTING POLICY INFORMATION (continued)

2.6 SUMMARY OF MATERIAL ACCOUNTING POLICY INFORMATION (continued)

(q) Financial instruments (continued)

Financial assets (continued)

Financial assets at fair value through profit or loss (FVTPL) (continued)

The fair value is determined in line with the requirements of IFRS 9 'Financial Instruments', which does not allow for measurement at cost. Fair value is determined in the manner described in Note 11. Assets in this category are measured at fair value with gains or losses recognised in profit or loss. The fair values of financial assets in this category are determined by reference to active market transactions or using a valuation technique where no active market exists.

Impairment of financial assets

IFRS 9's impairment requirements use forward looking information under Expected credit loss (ECL) model for the financial assets measured at amortised cost which consist of insurance and other receivables (excluding prepayments), cash and cash equivalents, investments at amortised cost and due from related parties.

Measurement of ECLs

The Group considers a broader range of information when assessing credit risk and measuring expected credit losses, including past events, current conditions, reasonable and supportable forecasts that affect the expected collectability of the future cash flows of the instrument. In applying this forward-looking approach, a distinction is made between:

- financial instruments that have not deteriorated significantly in credit quality since initial recognition or that have low credit risk ('Stage 1'); and
- financial instruments that have deteriorated significantly in credit quality since initial recognition and whose credit risk is not low ('Stage 2').

'Stage 3' would cover financial assets that have objective evidence of impairment at the reporting date. The Group considers a debt security to have low credit risk when their credit risk rating is equivalent to the globally understood definition of "investment grade".

'12-month expected credit losses' are recognised for the first category (i.e. Stage 1) while 'lifetime expected credit losses' are recognised for the second category (i.e. Stage 2). Measurement of the expected credit losses is determined by a probability-weighted estimate of credit losses over the expected life of the financial instrument.

Insurance and other receivables

The Group makes use of a simplified approach in accounting for insurance and other and records the loss allowance as lifetime expected credit losses. These are the expected shortfalls in contractual cash flows, considering the potential for default at any point during the life of the financial instrument. In calculating, the Group uses its historical experience, external indicators and forward-looking information to calculate the expected credit losses using a provision matrix.

The Group assess impairment of insurance receivables on a collective basis as they possess shared credit risk characteristics, they have been grouped based on the days past due.

Financial liabilities

Group's financial liabilities include bank loan and insurance and reinsurance payables.

Classification and initial measurement of financial liabilities

Financial liabilities are initially measured at fair value, and, where applicable, adjusted for transaction costs unless the Group designated a financial liability at fair value through profit or loss. Subsequently, financial liabilities are measured at amortised cost using the effective interest method.

Dubai Insurance Company PJSC and its subsidiaries

NOTES TO THE CONSOLIDATED FINANCIAL STATEMENTS

For the year ended 31 December 2025

2 MATERIAL ACCOUNTING POLICY INFORMATION (continued)

2.6 SUMMARY OF MATERIAL ACCOUNTING POLICY INFORMATION (continued)

(q) Financial instruments (continued)

Derecognition of financial instruments

A financial asset (or, when applicable, a part of a financial asset or part of a group of similar financial assets) is derecognised when:

- The rights to receive cash flows from the asset have expired
- The Group retains the right to receive cash flows from the asset, but has assumed an obligation to pay them in full without material delay to a third party under a 'pass-through' arrangement
- The Group has transferred its rights to receive cash flows from the asset and either:
 - has transferred substantially all the risks and rewards of the asset, or
 - has neither transferred nor retained substantially all the risks and rewards of the asset but has transferred control of the asset.

When the Group has transferred its right to receive cash flows from an asset and has neither transferred nor retained substantially all the risks and rewards of the asset nor transferred control of the asset, the asset is recognised to the extent of the Group's continuing involvement in the asset. Continuing involvement that takes the form of a guarantee over the transferred asset is measured at the lower of the original carrying amount of the asset and the maximum amount of consideration that the Group could be required to repay.

Impairment of non-financial assets

The Group assesses at each reporting date whether there is an indication that an asset may be impaired. If any indication exists, or when annual impairment testing for an asset is required, the Group estimates the asset's recoverable amount. An asset's recoverable amount is the higher of an asset's or cash-generating unit's (CGU) fair value less costs to sell and its value in use. Where the carrying amount of an asset or CGU exceeds its recoverable amount, the asset is considered impaired and is written down to its recoverable amount.

In assessing value in use, the estimated future cash flows are discounted to their present value using discount rates that reflect current market assessments of the time value of money and the risks specific to the asset. In determining fair value less costs to sell, an appropriate valuation model is used. These calculations are corroborated by valuation multiples or other available fair value indicators. Impairment losses are recognised in the consolidated statement of profit or loss.

For assets excluding goodwill, an assessment is made at each reporting date as to whether there is any indication that previously recognised impairment losses may no longer exist or may have decreased. If such indication exists, the Group makes an estimate of the asset's or CGU's recoverable amount. A previously recognised impairment loss is reversed only if there has been a change in the estimates used to determine the asset's recoverable amount since the last impairment loss was recognised. If that is the case, the carrying amount of the asset is increased to its recoverable amount. That increased amount cannot exceed the carrying amount that would have been determined, net of amortisation, had no impairment loss been recognised for the asset in prior years. Such reversal is recognised in the consolidated statement of profit or loss.

(r) Reinsurance contracts held

The Group cedes insurance risk in the normal course of business for all of its businesses. Reinsurance assets represent balances due from reinsurance companies. Amounts recoverable from reinsurers are estimated in a manner consistent with the outstanding claims provision or settled claims associated with the reinsurer's policies and are in accordance with the related reinsurance contract.

Reinsurance assets are reviewed for impairment at each reporting date, or more frequently, when an indication of impairment arises during the reporting year. Impairment occurs when there is objective evidence as a result of an event that occurred after initial recognition of the reinsurance asset that the Group may not receive all outstanding amounts due under the terms of the contract and the event has a reliably measurable impact on the amounts that the Group will receive from the reinsurer. The impairment loss is recorded in the consolidated statement of income. Gains or losses on buying reinsurance are recognised in the consolidated statement of profit or loss immediately at the date of purchase and are not amortised. Ceded reinsurance arrangements do not relieve the Group from its obligations to policyholders.

Dubai Insurance Company PJSC and its subsidiaries

NOTES TO THE CONSOLIDATED FINANCIAL STATEMENTS

For the year ended 31 December 2025

2 MATERIAL ACCOUNTING POLICY INFORMATION (continued)**2.6 SUMMARY OF MATERIAL ACCOUNTING POLICY INFORMATION (continued)****(r) Reinsurance contracts held (continued)**

The Group also assumes reinsurance risk in the normal course of business for life insurance and general insurance contracts where applicable. Premiums and claims on assumed reinsurance are recognised as revenue or expenses in the same manner as they would be if the reinsurance were considered direct business, taking into account the product classification of the reinsured business. Reinsurance liabilities represent balances due to reinsurance companies. Amounts payable are estimated in a manner consistent with the related reinsurance contract. Premiums and claims are presented on a gross basis for both ceded and assumed reinsurance. Reinsurance assets or liabilities are derecognised when the contractual rights are extinguished or expire or when the contract is transferred to another party. Reinsurance contracts that do not transfer significant insurance risk are accounted for directly through the consolidated statement of financial position. These are deposit assets or financial liabilities that are recognised based on the consideration paid or received less any explicit identified premiums or fees to be retained by the reinsured.

Where the Group recognises a loss on initial recognition of an onerous group of underlying insurance contracts or when further onerous underlying insurance contracts are added to a group, the Group establishes a loss-recovery component of the asset for remaining coverage for a group of reinsurance contracts held depicting the recovery of losses. The Group calculates the loss-recovery component by multiplying the loss recognised on the underlying insurance contracts and the percentage of claims on the underlying insurance contracts the Group expects to recover from the group of reinsurance contracts held. The Group uses a systematic and rational method to determine the portion of losses recognised on the group to insurance contracts covered by the group of reinsurance contracts held where some contracts in the underlying group are not covered by the group of reinsurance contracts held. The loss-recovery component adjusts the carrying amount of the asset for remaining coverage.

Modification and derecognition

The Group derecognises insurance contracts when:

- The rights and obligations relating to the contract are extinguished (i.e., discharged, cancelled or expired); or
- The contract is modified such that the modification results in a change in the measurement model, or the applicable standard for measuring a component of the contract. In such cases, the Group derecognises the initial contract and recognises the modified contract as a new contract.

When a modification is not treated as a derecognition, the Group recognises amounts paid or received for the modification with the contract as an adjustment to the relevant liability for remaining coverage.

(s) Cash and cash equivalents

Cash and cash equivalents comprise cash at bank and in hand and short-term deposits with an original maturity of three months or less in the consolidated statement of financial position.

(t) Provisions

Provisions are recognised when the Group has a present obligation (legal or constructive) as a result of a past event, and it is probable that an outflow of resources will be required to settle the obligation, and a reliable estimate can be made of the amount of the obligation.

(u) Employees' end of service benefits

The Group provides end of service benefits to its expatriate employees. The entitlement to these benefits is based upon the employees' salary and length of service, subject to the completion of a minimum service period. The expected costs of these benefits are accrued over the period of employment.

With respect to its UAE national employees, the Group makes contributions to a pension fund established by the General Pension and Social Security Authority calculated as a percentage of the employees' salaries. The Group's obligations are limited to these contributions, which are expensed when due.

(v) Contingencies

Contingent liabilities are not recognised in the consolidated financial statements. They are disclosed unless the possibility of an outflow of resources embodying economic benefits is remote. A contingent asset is not recognised in the consolidated financial statements but disclosed when an inflow of economic benefits is probable.

Dubai Insurance Company PJSC and its subsidiaries

NOTES TO THE CONSOLIDATED FINANCIAL STATEMENTS

For the year ended 31 December 2025

2 MATERIAL ACCOUNTING POLICY INFORMATION (continued)

2.6 SUMMARY OF MATERIAL ACCOUNTING POLICY INFORMATION (continued)

(w) Taxation

Income tax comprises current and deferred tax. Income tax is recognised in the profit and loss account except to the extent that relates to items recognised directly in equity or other comprehensive income, in which case it is recognised directly in equity or other comprehensive income.

Current

Provision for current taxation is based on taxable income for the year determined in accordance with the prevailing law for taxation of income. The charge for current tax is calculated using prevailing tax rates or tax rates expected to apply to the profit for the year, if enacted. The charge for current tax also includes adjustments, where considered necessary, to provision for tax made in previous years arising from assessments finalised during the current year for such years.

Deferred taxation

Deferred tax is provided using the liability method on temporary differences between the tax bases of assets and liabilities and their carrying amounts for financial reporting purposes at the reporting date.

Deferred tax liabilities are recognised for all taxable temporary differences, except

- When the deferred tax liability arises from the initial recognition of goodwill or an asset or liability in a transaction that is not a business combination and, at the time of the transaction, affects neither the accounting profit nor taxable profit or loss;
- In respect of taxable temporary differences associated with investments in subsidiaries, associate, and interests in joint arrangements, when the timing of the reversal of the temporary differences can be controlled and it is probable that the temporary differences will not reverse in the foreseeable future.

Deferred tax assets are recognised for all deductible temporary differences, the carry forward of unused tax credits and any unused tax losses. Deferred tax assets are recognised to the extent that it is probable that taxable profit will be available against which the deductible temporary differences, and the carry forward of unused tax credits and unused tax losses can be utilised, except:

- When the deferred tax asset relating to the deductible temporary difference arises from the initial recognition of an asset or liability in a transaction that is not a business combination and, at the time of the transaction, affects neither the accounting profit nor taxable profit or loss
- In respect of deductible temporary differences associated with investments in subsidiaries, associates and interests in joint arrangements, deferred tax assets are recognised only to the extent that it is probable that the temporary differences will reverse in the foreseeable future and taxable profit will be available against which the temporary differences can be utilized.

The carrying amount of deferred tax assets is reviewed at each reporting date and reduced to the extent that it is no longer probable that sufficient taxable profit will be available to allow all or part of the deferred tax asset to be utilised. Unrecognised deferred tax assets are re-assessed at each reporting date and are recognised to the extent that it has become probable that future taxable profits will allow the deferred tax asset to be recovered.

Deferred tax assets and liabilities are measured at the tax rates that are expected to apply in the year when the asset is realised or the liability is settled, based on tax rates (and tax laws) that have been enacted or substantively enacted at the reporting date.

Deferred tax relating to items recognised outside profit or loss is recognised outside profit or loss. Deferred tax items are recognised in correlation to the underlying transaction either in OCI or directly in equity.

Tax benefits acquired as part of a business combination, but not satisfying the criteria for separate recognition at that date, are recognised subsequently if new information about facts and circumstances change. The adjustment is either treated as a reduction in goodwill (as long as it does not exceed goodwill) if it was incurred during the measurement period or recognised in profit or loss.

Dubai Insurance Company PJSC and its subsidiaries

NOTES TO THE CONSOLIDATED FINANCIAL STATEMENTS

For the year ended 31 December 2025

2 MATERIAL ACCOUNTING POLICY INFORMATION (continued)

2.6 SUMMARY OF MATERIAL ACCOUNTING POLICY INFORMATION (continued)

(w) Taxation (continued)

The Group offsets deferred tax assets and deferred tax liabilities if and only if it has a legally enforceable right to set off current tax assets and current tax liabilities and the deferred tax assets and deferred tax liabilities relate to income taxes levied by the same taxation authority on either the same taxable entity or different taxable entities which intend either to settle current tax liabilities and assets on a net basis, or to realise the assets and settle the liabilities simultaneously, in each future period in which significant amounts of deferred tax liabilities or assets are expected to be settled or recovered.

(x) Value added tax (VAT)

Expenses and assets are recognised net of the amount of VAT, except:

- When VAT incurred on a purchase of assets or services is not recoverable from the taxation authority, in which case, VAT is recognised as part of the cost of acquisition of the asset or as part of the expense item, as applicable.
- When receivables and payables are stated with the amount of VAT included.

The net amount of VAT recoverable from, or payable to, the taxation authority is included as part of receivables or payables in the consolidated statement of financial position.

2.7 CRITICAL ACCOUNTING JUDGEMENTS AND KEY SOURCES OF ESTIMATION UNCERTAINTY

The preparation of the Group's consolidated financial statements requires management to make judgements, estimates and assumptions that affect the reported amounts of revenues, expenses, assets and liabilities and the disclosure of contingent liabilities, at the reporting date. However, uncertainty about these assumptions and estimates could result in outcomes that could require a material adjustment to the carrying amount of the asset or liability affected in the future. These factors could include:

Judgments and estimates

In the process of applying the Group's accounting policies, management has made the following judgments, apart from those involving estimations, which have the most significant effect on the amounts recognised in the consolidated financial statements:

Insurance and reinsurance contracts

The Group applies the PAA to simplify the measurement of insurance contracts. When measuring liabilities for remaining coverage, the PAA is broadly similar to the Group's previous accounting treatment under IFRS 4. However, when measuring liabilities for incurred claims, the Group now discounts cash flows that are expected to occur more than one year after the date on which the claims are incurred and includes an explicit risk adjustment for non-financial risk.

Liability for remaining coverage

For insurance acquisition cash flows, the Group is eligible and chooses to capitalise all insurance acquisition cashflows upon payments.

The effect of recognising insurance acquisition cash flows as an expense on initial recognition of group of insurance contracts is to increase the liability for remaining coverage on initial recognition and reduce the likelihood of any subsequent onerous contract loss. There would be an increased charge to profit or loss on initial recognition, due to expensing acquisition cash flows, offset by an increase in profit released over the coverage period. For groups of contracts that are onerous, the liability for remaining coverage is determined by the fulfilment cash flows.

The ultimate cost of outstanding claims is estimated by using a range of standard actuarial claims projection techniques, such as Chain Ladder and Bornheutter-Ferguson methods.

The main assumption underlying these techniques is that a Group's past claims development experience can be used to project future claims development and hence ultimate claims costs. These methods extrapolate the development of paid and incurred losses, average costs per claim (including claims handling costs), and claim numbers based on the observed development of earlier years and expected loss ratios. Historical claims development is mainly analysed by accident years, but can also be further analysed by geographical area, as well as by significant business lines and claim types.

Dubai Insurance Company PJSC and its subsidiaries

NOTES TO THE CONSOLIDATED FINANCIAL STATEMENTS

For the year ended 31 December 2025

2 MATERIAL ACCOUNTING POLICY INFORMATION (continued)

2.7 CRITICAL ACCOUNTING JUDGEMENTS AND KEY SOURCES OF ESTIMATION UNCERTAINTY (continued)

Judgements and estimates (continued)

Liability for remaining coverage (continued)

Large claims are usually separately addressed, either by being reserved at the face value of loss adjuster estimates or separately projected in order to reflect their future development. In most cases, no explicit assumptions are made regarding future rates of claims inflation or loss ratios. Instead, the assumptions used are those implicit in the historical claims development data on which the projections are based.

Additional qualitative judgement is used to assess the extent to which past trends may not apply in future, (e.g., to reflect one-off occurrences, changes in external or market factors such as public attitudes to claiming, economic conditions, levels of claims inflation, judicial decisions and legislation, as well as internal factors such as portfolio mix, policy features and claims handling procedures) in order to arrive at the estimated ultimate cost of claims that present the probability weighted expected value outcome from the range of possible outcomes, taking account of all the uncertainties involved.

Other key circumstances affecting the reliability of assumptions include variation in interest rates, delays in settlement and changes in foreign currency exchange rates.

Discount rates

The Group use bottom-up approach to derive the discount rate. Under this approach, the discount rate is determined as the risk-free yield, adjusted for differences in liquidity characteristics between the financial assets used to derive the risk-free yield and the relevant liability cash flows (known as an 'illiquidity premium'). The risk-free rate was derived using swap rates available in the market denominated in the same currency as the product being measured. When swap rates are not available, highly liquid sovereign bonds with a AAA credit rating were used. Management uses judgment to assess liquidity characteristics of the liability cash flows.

Discount rates applied for discounting of future cash flows are listed below:

		<i>1 year</i>		<i>3 years</i>		<i>5 years</i>		<i>10 years</i>		<i>20 years</i>	
		2025	2024	2025	2024	2025	2024	2025	2024	2025	2024
Insurance contracts issued											
AED		4.07%	5.21%	3.98%	5.09%	4.11%	5.05%	4.48%	5.10%	4.92%	5.13%
Reinsurance contracts held											
AED		4.07%	5.21%	3.98%	5.09%	4.11%	5.05%	4.48%	5.10%	4.92%	5.13%

Risk adjustment for non-financial risk

The Group use Mack method or bootstrapping to determine its risk adjustment for non-financial risk. The bootstrap effectively allows the Group to measure the uncertainty about the amount and timing of the cash flows that arise from non-financial risk since bootstrapping the triangles aims to illustrate the variability of the paid claims.

The risk adjustment for non-financial risk is the compensation that the Group requires for bearing the uncertainty about the amount and timing of the cash flows of groups of insurance contracts. The risk adjustment reflects an amount that an insurer would rationally pay to remove the uncertainty that future cash flows will exceed the expected value amount.

The Group has estimated the risk adjustment using a confidence level (probability of sufficiency) approach at the 80th percentile. That is, the Group has assessed its indifference to uncertainty for all product lines (as an indication of the compensation that it requires for bearing non-financial risk) as being equivalent to the 80th percentile confidence level less the mean of an estimated probability distribution of the future cash flows. The Group has estimated the probability distribution of the future cash flows, and the additional amount above the expected present value of future cash flows required to meet the target percentiles.

Dubai Insurance Company PJSC and its subsidiaries

NOTES TO THE CONSOLIDATED FINANCIAL STATEMENTS

For the year ended 31 December 2025

2 MATERIAL ACCOUNTING POLICY INFORMATION (continued)**2.7 CRITICAL ACCOUNTING JUDGEMENTS AND KEY SOURCES OF ESTIMATION UNCERTAINTY (continued)****Estimation uncertainty**

The key assumptions concerning the future and other key sources of estimation uncertainty at the reporting date, that have a significant risk of causing a material adjustment to the carrying amounts of assets and liabilities within the next financial year are discussed below:

Valuation of unquoted equity investments

Valuation of unquoted equity investments is normally based on one of the following:

- recent arm's length market transactions;
- current fair value of another instrument that is substantially the same; and
- the expected cash flows discounted at current rates applicable for items with similar terms and risk characteristics; or other valuation models.

Measurement of the expected credit loss ("ECL") allowance

The measurement of the expected credit loss allowance for financial assets measured at amortised cost and FVTOCI is an area that requires the use of complex models and significant assumptions about future economic conditions and credit behaviour (e.g. the likelihood of customers defaulting and the resulting losses).

A number of significant judgements are also required in applying the accounting requirements for measuring ECL, such as:

- Determining the criteria for significant increase in credit risk;
- Determining the criteria and definition of default;
- Choosing appropriate models and assumptions for the measurement of ECL; and
- Establishing groups of similar financial assets for the purposes of measuring ECL.

The Group regularly reviews and validates the models and inputs to the models to reduce any differences between expected credit loss estimates and actual credit loss experience.

When measuring ECL the Group uses reasonable and supportable forward looking information, which is based on assumptions for the future movement of different economic drivers and how these drivers will affect each other.

Loss given default is an estimate of the loss arising on default. It is based on the difference between the contractual cash flows due and those that the lender would expect to receive, taking into account cash flows from collateral and integral credit enhancements.

3 INSURANCE SERVICE EXPENSES*For the year ended 31 December 2025*

	<i>Life and Medical AED'000</i>	<i>General and Motor AED'000</i>	<i>Total AED'000</i>
Incurring claims and other expenses	1,015,632	890,083	1,905,715
Amortisation of insurance acquisition cash flows	168,442	404,607	573,049
Losses on onerous contracts and reversals of those losses	15,170	(24,995)	(9,825)
Changes to liabilities for incurred claims	(8,127)	(179,937)	(188,064)
	<u>1,191,117</u>	<u>1,089,758</u>	<u>2,280,875</u>

For the year ended 31 December 2024

	<i>Life and Medical AED'000</i>	<i>General and Motor AED'000</i>	<i>Total AED'000</i>
Incurring claims and other expenses	925,798	751,275	1,677,073
Amortisation of insurance acquisition cash flows	133,311	354,548	487,859
Losses on onerous contracts and reversals of those losses	12,072	29,671	41,743
Changes to liabilities for incurred claims	(16,536)	(134,466)	(151,002)
	<u>1,054,645</u>	<u>1,001,028</u>	<u>2,055,673</u>

Dubai Insurance Company PJSC and its subsidiaries

NOTES TO THE CONSOLIDATED FINANCIAL STATEMENTS

For the year ended 31 December 2025

4 TOTAL INVESTMENT INCOME AND NET INSURANCE FINANCIAL RESULT

The table below presents an analysis of total investment income and insurance financial result recognised in profit or loss and OCI in the year:

For the year ended 31 December 2025

	<i>Life and Medical AED'000</i>	<i>General and Motor AED'000</i>	<i>Total AED'000</i>
Investment income			
Amounts recognised in the profit or loss			
Interest income	-	32,907	32,907
Dividend income from financial investments	5,062	31,907	36,969
Gain on disposal of investment property (Note 9)	-	13,826	13,826
Other income	-	(290)	(290)
	<u>5,062</u>	<u>78,350</u>	<u>83,412</u>
Insurance finance expenses from insurance contracts issued			
Interest accreted to insurance contracts using			
current financial assumptions	(5,437)	(5,962)	(11,399)
Due to changes in interest rates and other financial assumptions	(45)	(99)	(144)
	<u>(5,482)</u>	<u>(6,061)</u>	<u>(11,543)</u>
Total insurance finance expenses from insurance contracts issued	<u>(5,482)</u>	<u>(6,061)</u>	<u>(11,543)</u>
Represented by:			
Amounts recognised in profit or loss	<u>(5,482)</u>	<u>(6,061)</u>	<u>(11,543)</u>
Reinsurance finance income from reinsurance contracts held			
Interest accreted to reinsurance contracts using			
current financial assumptions	3,163	9,965	13,128
Due to changes in interest rates and other financial assumptions	29	185	214
	<u>3,192</u>	<u>10,150</u>	<u>13,342</u>
Reinsurance finance income from reinsurance contracts held	<u>3,192</u>	<u>10,150</u>	<u>13,342</u>
Represented by:			
Amounts recognised in profit or loss	<u>3,192</u>	<u>10,150</u>	<u>13,342</u>
Total insurance finance expenses and reinsurance finance income	<u>(2,290)</u>	<u>4,089</u>	<u>1,799</u>
Represented by:			
Amounts recognised in profit or loss	<u>(2,290)</u>	<u>4,089</u>	<u>1,799</u>

Dubai Insurance Company PJSC and its subsidiaries
NOTES TO THE CONSOLIDATED FINANCIAL STATEMENTS
For the year ended 31 December 2025

4 TOTAL INVESTMENT INCOME AND NET INSURANCE FINANCIAL RESULT (continued)

The table below presents an analysis of total investment income and insurance financial result recognised in profit or loss and OCI in the year:

For the year ended 31 December 2024

	<i>Life and medical AED'000</i>	<i>General and motor AED'000</i>	<i>Total AED'000</i>
Investment income			
Amounts recognised in profit or loss			
Interest income	-	25,153	25,153
Dividend income from financial investments	5,210	33,499	38,709
Other income	-	(1,243)	(1,243)
	<u>5,210</u>	<u>57,409</u>	<u>62,619</u>
Insurance finance expenses from insurance contracts issued			
Interest accreted to insurance contracts using current financial assumptions	(2,776)	(7,578)	(10,354)
Due to changes in interest rates and other financial assumptions	165	629	794
Total insurance finance expenses from insurance contracts issued	<u>(2,611)</u>	<u>(6,949)</u>	<u>(9,560)</u>
Represented by:			
Amounts recognised in profit or loss	<u>(2,611)</u>	<u>(6,949)</u>	<u>(9,560)</u>
Reinsurance finance income from reinsurance contracts held			
Interest accreted to reinsurance contracts using current financial assumptions	1,316	7,568	8,884
Due to changes in interest rates and other financial assumptions	(62)	(596)	(658)
Reinsurance finance income from reinsurance contracts held	<u>1,254</u>	<u>6,972</u>	<u>8,226</u>
Represented by:			
Amounts recognised in profit or loss	<u>1,254</u>	<u>6,972</u>	<u>8,226</u>
Total insurance finance expenses and reinsurance finance income	<u>(1,357)</u>	<u>23</u>	<u>(1,334)</u>
Represented by:			
Amounts recognised in profit or loss	<u>(1,357)</u>	<u>23</u>	<u>(1,334)</u>

Dubai Insurance Company PJSC and its subsidiaries

NOTES TO THE CONSOLIDATED FINANCIAL STATEMENTS

For the year ended 31 December 2025

5 SEGMENT INFORMATION

The Group is organised into two segments: Life and Medical as one segment and Motor and General as the other segment. These segments information to the Chief Executive Officer. Insurance revenue represent the total income arising from insurance contracts. The Group does not conduct any business outside the UAE. There are no transactions between the business segments. The following is an analysis of the Group's consolidated statement of profit or loss classified by major segments:

For the year ended 31 December 2025

	<i>Life and medical AED'000</i>	<i>Motor and general AED'000</i>	<i>Total AED'000</i>
Insurance revenue	1,134,530	2,305,913	3,440,443
Insurance service expenses	(1,191,117)	(1,089,758)	(2,280,875)
Insurance service result before reinsurance contracts held	(56,587)	1,216,155	1,159,568
Allocation of reinsurance premiums	(512,364)	(1,601,737)	(2,114,101)
Amounts recoverable from reinsurance	553,528	560,798	1,114,326
Net income / (expenses) from reinsurance contracts held	41,164	(1,040,939)	(999,775)
Interest income	-	32,907	32,907
Other investment income	5,062	45,443	50,505
Finance expenses from insurance contracts issued	(5,482)	(6,061)	(11,543)
Finance income from reinsurance contracts held	3,192	10,150	13,342
Net insurance financial result	(2,290)	4,089	1,799
Other income	-	395	395
Other operating expenses	(10,102)	(25,980)	(36,082)
Profit for the year before tax	(22,753)	230,070	209,317

For the year ended 31 December 2024

	<i>Life and medical AED'000</i>	<i>Motor and general AED'000</i>	<i>Total AED'000</i>
Insurance revenue	1,030,323	1,959,393	2,989,716
Insurance service expenses	(1,054,645)	(1,001,028)	(2,055,673)
Insurance service result before reinsurance contracts held	(24,322)	958,365	934,043
Allocation of reinsurance premiums	(462,764)	(1,340,434)	(1,803,198)
Amounts recoverable from reinsurance	496,094	481,293	977,387
Net income / (expenses) from reinsurance contracts held	33,330	(859,141)	(825,811)
Interest income	-	25,123	25,123
Other investment income	5,210	32,286	37,496
Finance expenses from insurance contracts issued	(2,611)	(6,949)	(9,560)
Finance income from reinsurance contracts held	1,253	6,973	8,226
Net insurance financial result	(1,358)	24	(1,334)
Other income	-	43	43
Other operating expenses	(4,962)	(22,649)	(27,611)
Profit for the year before tax	7,898	134,051	141,949

Dubai Insurance Company PJSC and its subsidiaries
NOTES TO THE CONSOLIDATED FINANCIAL STATEMENTS
For the year ended 31 December 2025

5 SEGMENT INFORMATION (continued)

The following is an analysis of the Group's assets, liabilities and equity classified by segment:

As at 31 December 2025

	<i>Life and medical AED'000</i>	<i>Motor and general AED'000</i>	<i>Total AED'000</i>
Total assets	510,365	3,805,864	4,316,229
Total liabilities	525,766	2,618,337	3,144,103

As at 31 December 2024

	<i>Life and medical AED'000</i>	<i>Motor and general AED'000</i>	<i>Total AED'000</i>
Total assets	417,162	3,071,569	3,488,731
Total liabilities	376,405	2,174,696	2,551,101

Gross written premiums

Details relating to gross written premium are disclosed below to comply with the requirements of CBUAE and are not calculated as per the requirements of IFRS 17.

31 December 2025

	<i>Life Insurance AED'000</i>	<i>Fund Accumulation AED'000</i>	<i>Medical Insurance AED'000</i>	<i>Property & Liability AED'000</i>	<i>All types of Business Combined AED'000</i>
Direct written premiums	3,377	-	1,199,158	2,413,941	3,616,476
Assumed business					
Foreign	-	-	-	35,516	35,516
Local	-	-	6,565	472,868	479,433
Total assumed business	-	-	6,565	508,384	514,949
Gross written premiums	3,377	-	1,205,723	2,922,325	4,131,425

31 December 2024

	<i>Life Insurance AED'000</i>	<i>Fund Accumulation AED'000</i>	<i>Medical Insurance AED'000</i>	<i>Property & Liability AED'000</i>	<i>All types of Business Combined AED'000</i>
Direct written premiums	2,605	-	1,060,456	1,874,153	2,937,214
Assumed business					
Foreign	-	-	-	7,280	-
Local	-	-	16,928	363,280	387,488
Total assumed business	-	-	16,928	370,560	387,488
Gross written premiums	2,605	-	1,077,384	2,244,713	3,324,702

Dubai Insurance Company PJSC and its subsidiaries
NOTES TO THE CONSOLIDATED FINANCIAL STATEMENTS
For the year ended 31 December 2025

6 OTHER OPERATING EXPENSES

Operating expenses allocable to the underwriting and non-underwriting activities include mainly the following:

	<i>2025</i> <i>AED'000</i>	<i>2024</i> <i>AED'000</i>
Staff costs	14,363	13,201
Director fees	5,484	6,017
Office expenses	2,160	1,860
Rental costs – short term operating leases*	398	384
Social contributions **	1,000	-
Other expenses	12,677	6,149
	36,082	27,611

* The Group has elected not to recognise a lease liability for short term leases (leases with an expected term of 12 months or less) and for leases of low value assets. Payments made under such leases are expensed on a straight-line basis.

** Social contributions were paid to Islamic Affairs & Charitable Activities Department.

7 BASIC AND DILUTED EARNINGS PER SHARE

Basic earnings per share are calculated by dividing the profit for the year after tax, by the weighted average number of shares outstanding during the year as follows:

	<i>2025</i> <i>AED'000</i>	<i>2024</i> <i>AED'000</i>
Profit for the year after tax	190,650	132,302
Weighted average number of shares outstanding during the year ('000)	100,000	100,000
Earnings per share	1.906	1.323

No figures for diluted earnings per share are presented as the Group has not issued any instruments which would have an impact on earnings per share when exercised.

8 PROPERTY AND EQUIPMENT

	<i>Land and building AED'000</i>	<i>Capital work in progress AED'000</i>	<i>Furniture and equipment AED'000</i>	<i>Motor vehicles AED'000</i>	<i>Total AED'000</i>
Cost:					
At 1 January 2024	64,235	-	28,208	1,579	94,022
Additions during the year	-	-	8,964	-	8,964
At 31 December 2024	64,235	-	37,172	1,579	102,986
Additions during the year	44,156	1,552	5,830	-	51,538
Transfer to investment property *(44,173)	-	-	-	-	(44,173)
At 31 December 2025	64,218	1,552	43,002	1,579	110,351

Dubai Insurance Company PJSC and its subsidiaries

NOTES TO THE CONSOLIDATED FINANCIAL STATEMENTS

For the year ended 31 December 2025

8 PROPERTY AND EQUIPMENT (continued)

	<i>Land and building AED'000</i>	<i>Capital work in progress AED'000</i>	<i>Furniture and equipment AED'000</i>	<i>Motor vehicles AED'000</i>	<i>Total AED'000</i>
Accumulated depreciation:					
At 1 January 2024	18,393	-	20,989	1,023	40,405
Charge for the year	-	-	4,945	191	5,136
At 31 December 2024	18,393	-	25,934	1,214	45,541
Charge for the year	-	-	5,760	182	5,942
At 31 December 2025	18,393	-	31,694	1,396	51,483
Net carrying amount:					
At 31 December 2025	45,825	1,552	11,308	183	58,868
Net carrying amount:					
At 31 December 2024	45,842	-	11,238	365	57,445

* Included in property and equipment is new land purchased during the year with an intention to be the location for the corporate head office, situated in the Emirate of Dubai, United Arab Emirates with a carrying value of AED 44,156 thousand. In view of this, the plot of land already held and intended to be the location for the corporate head office and carried at cost of AED 44,173 thousand has been moved to Investment property.

9 INVESTMENT PROPERTIES

	<i>Freehold land AED'000</i>	<i>Land and building AED'000</i>	<i>Total AED'000</i>
Cost:			
At 1 January 2024	15,626	48,092	63,718
At 31 December 2024	15,626	48,092	63,718
Transfer from property and equipment *	44,173	-	44,173
Disposals *	(44,173)	-	(44,173)
At 31 December 2025	15,626	48,092	63,718
Accumulated depreciation:			
At 1 January 2024	-	1,860	1,860
Charge for the year	-	743	743
At 31 December 2024	-	2,603	2,603
Charge for the year	-	743	743
At 31 December 2025	-	3,346	3,346
Net carrying amount:			
At 31 December 2025	15,626	44,746	60,372
Net carrying amount:			
At 31 December 2024	15,626	45,489	61,115

* The Group has transferred a plot of land with a carrying value of AED 44,173 thousand from property and equipment as disclosed in Note 8 and during the year, this plot of land was sold during the year for AED 58,000 thousand resulting in a gain of AED 13,826 thousand recognised in consolidated statement of profit and loss.

Dubai Insurance Company PJSC and its subsidiaries
NOTES TO THE CONSOLIDATED FINANCIAL STATEMENTS
For the year ended 31 December 2025

9 INVESTMENT PROPERTIES (continued)

Investment properties comprise of properties as mentioned below:

Lands at Nad Al Shiba First, Dubai

There are two lands at Nad Al Shiba are carried at cost and the fair value of the investment properties as of 31 December 2025, based on a valuation undertaken by an independent qualified valuer, amounted to AED 23,023 thousand each (2024: AED 17,800 thousand).

Land and Building at Satwa, Dubai

The property is carried at cost and the fair value of the investment property as of 31 December 2025, based on an average of valuation undertaken by independent qualified valuers, amounted to AED 45,457 thousand (2024: AED 33,040 thousand). The rental income of the building included: building income of AED 2,161 thousand (2024: AED 1,915 thousand) and rental expenses of AED 2,577 thousand (2024: AED 2,602 thousand).

The fair value of investment properties has been determined using level 3 fair value hierarchy.

10 FINANCIAL ASSETS

	<i>Carrying value</i>		<i>Fair value</i>	
	<i>2025</i>	<i>2024*</i>	<i>2025</i>	<i>2024*</i>
	<i>AED'000</i>	<i>AED'000</i>	<i>AED'000</i>	<i>AED'000</i>
<i>Financial instruments</i>				
At fair value through profit or loss (Note 10(a))	345	902	345	902
At fair value through other comprehensive income (Note 10(b))	830,449	745,128	830,449	745,128
At amortised cost (Note 10(c))	488,108	249,572	488,448	249,522
	1,318,902	995,602	1,319,242	995,552

**Certain amounts shown here do not correspond to the 2024 consolidated financial statements and reflect classifications as detailed in Note 28.*

This is due to reclassification of fixed deposits amounting to AED 210,383 thousand with original maturity less than 3 months period into cash and cash equivalents from financial assets.

10(a) FINANCIAL INSTRUMENTS AT FAIR VALUE THROUGH PROFIT OR LOSS

	<i>2025</i>	<i>2024</i>
	<i>AED'000</i>	<i>AED'000</i>
Shares - quoted	345	902

The financial instruments at fair value through profit or loss includes sale of securities amounting to AED 583 thousand (2024: AED 2,500 thousand). The realised loss on sale amounted to AED 363 thousand (2024: Nil) has been recognised in consolidated statement of profit or loss.

10(b) FINANCIAL INSTRUMENTS AT FAIR VALUE THROUGH OTHER COMPREHENSIVE INCOME

	<i>2025</i>	<i>2024</i>
	<i>AED'000</i>	<i>AED'000</i>
Shares – quoted (within UAE)	580,451	503,922
Shares – unquoted (outside UAE)	244,934	239,676
Shares – unquoted (within UAE)	5,064	1,530
	830,449	745,128

Dubai Insurance Company PJSC and its subsidiaries

NOTES TO THE CONSOLIDATED FINANCIAL STATEMENTS

For the year ended 31 December 2025

10 FINANCIAL ASSETS (continued)**10(b) FINANCIAL INSTRUMENTS AT FAIR VALUE THROUGH OTHER COMPREHENSIVE INCOME (continued)**

The financial instruments at fair value through other comprehensive income includes additions of AED 38,817 thousand (2024: AED 81,986 thousand) and sale of securities amounting to AED 77,320 thousand (2024: 17,058 thousand). The fair value gain amounting to AED 131,566 thousand (2024: AED 92,415 thousand) has been recognised in the consolidated statement of comprehensive income.

10(c) FINANCIAL INSTRUMENTS AT AMORTISED COST

	<i>2025</i> <i>AED'000</i>	<i>2024</i> <i>AED'000</i>
Debt securities *	86,844	102,206
Bank deposits**	401,264	147,366
	488,108	249,572

* The debt securities measured at amortised cost includes additions of AED 30,348 thousand (2024: AED 58,880 thousand) and sale of securities amounting to AED 15,347 thousand (2024: Nil).

**Bank deposits within the United Arab Emirates are with an effective interest rate of 3.60% to 4.25%.

Certain amounts shown here do not correspond to the 2024 consolidated financial statements and reflect classifications as detailed in Note 28.

	<i>2025</i> <i>AED'000</i>	<i>2024</i> <i>AED'000</i>
<i>Amortised cost</i>		
Debt securities (within UAE)	37,302	66,422
Debt securities (outside UAE)	49,542	35,784
	86,844	102,206

The investments carry interest at an effective interest rate 4% to 4.5% per annum. The maturity profile of these debt instruments is shown below:

31 December 2025

	<i>Less than</i> <i>5 years</i> <i>AED'000</i>	<i>More than</i> <i>5 years</i> <i>AED'000</i>	<i>Total</i> <i>AED'000</i>
Debt securities (within UAE)	21,796	15,506	37,302
Debt securities (outside UAE)	45,837	3,705	49,542
	67,633	19,211	86,844

31 December 2024

	<i>Less than</i> <i>5 years</i> <i>AED'000</i>	<i>More than</i> <i>5 years</i> <i>AED'000</i>	<i>Total</i> <i>AED'000</i>
Debt securities (within UAE)	36,161	30,261	66,422
Debt securities (outside UAE)	35,784	-	35,784
	71,945	30,261	102,206

Dubai Insurance Company PJSC and its subsidiaries

NOTES TO THE CONSOLIDATED FINANCIAL STATEMENTS

For the year ended 31 December 2025

11 FAIR VALUE OF FINANCIAL INSTRUMENTS

Determination of fair value and fair values hierarchy

The Group uses the following hierarchy for determining and disclosing the fair value of financial instruments by valuation technique:

Level 1: quoted (unadjusted) prices in active markets for identical assets or liabilities;

Level 2: other techniques for which all inputs which have a significant effect on the recorded fair value are observable, either directly or indirectly; and

Level 3: techniques that use inputs which have a significant effect on the recorded fair value that are not based on observable market data.

The following table shows an analysis of financial instruments recorded at fair value by level of the fair value hierarchy:

	<i>Level 1</i> <i>AED'000</i>	<i>Level 2</i> <i>AED'000</i>	<i>Level 3</i> <i>AED'000</i>	<i>Total</i> <i>fair value</i> <i>AED'000</i>
At 31 December 2025				
<i>At fair value through profit or loss:</i>				
Quoted equity securities	345	-	-	345
<i>At fair value through other comprehensive income:</i>				
Quoted equity securities	580,451	-	-	580,451
Unquoted equity securities*	-	-	249,998	249,998
	580,451	-	249,998	830,449
	580,796	-	249,998	830,794
	<i>Level 1</i> <i>AED'000</i>	<i>Level 2</i> <i>AED'000</i>	<i>Level 3</i> <i>AED'000</i>	<i>Total</i> <i>fair value</i> <i>AED'000</i>
At 31 December 2024				
<i>At fair value through profit or loss:</i>				
Quoted equity securities	902	-	-	902
<i>At fair value through other comprehensive income:</i>				
Quoted equity securities	503,922	-	-	503,922
Unquoted equity securities*	-	-	241,206	241,206
	503,922	-	241,206	745,128
	504,824	-	241,206	746,030

*Fair value of unquoted investments has been determined by the management based on Market Value and Net Assets Value techniques as at 31 December 2025, using observable market data of comparable public entities, certain discount factors and unobservable financial data of respective non-public investees.

Dubai Insurance Company PJSC and its subsidiaries

NOTES TO THE CONSOLIDATED FINANCIAL STATEMENTS

For the year ended 31 December 2025

11 FAIR VALUE OF FINANCIAL INSTRUMENTS (continued)**Movements in level 3 financial instruments measured at fair value***31 December 2025*

	<i>At 1 January 2025 AED'000</i>	<i>Purchases AED'000</i>	<i>Sales AED'000</i>	<i>Total loss recorded in OCI AED'000</i>	<i>At 31 December 2025 AED'000</i>
Financial instruments					
<i>At fair value through other comprehensive income</i>					
Unquoted investments	<u>241,206</u>	<u>32,088</u>	<u>(18,735)</u>	<u>(4,561)</u>	<u>249,998</u>

31 December 2024

	<i>At 1 January 2024 AED'000</i>	<i>Purchases AED'000</i>	<i>Sales AED'000</i>	<i>Total loss recorded in OCI AED'000</i>	<i>At 31 December 2024 AED'000</i>
Financial instruments					
<i>At fair value through other comprehensive income</i>					
Unquoted investments	<u>174,149</u>	<u>77,027</u>	<u>(8,113)</u>	<u>(1,857)</u>	<u>241,206</u>

Asset for which fair value approximates carrying value

For financial assets and financial liabilities that have short term maturities (less than three months) it is assumed that the carrying amounts approximate their fair values. This assumption is also applied to insurance receivables, reinsurance payables, demand deposits and savings accounts without specific maturity. Fair value of quoted bonds is based on price quotations at the reporting date.

Dubai Insurance Company PJSC and its subsidiaries

NOTES TO THE CONSOLIDATED FINANCIAL STATEMENTS

For the year ended 31 December 2025

12 INSURANCE AND REINSURANCE CONTRACT ASSETS AND LIABILITIES

The breakdown of groups of insurance and reinsurance contracts held, that are in an asset position and those in a liability position is set out in the table below:

	<i>31 December 2025</i>			<i>31 December 2024</i>		
	<i>Assets AED'000</i>	<i>Liabilities AED'000</i>	<i>Net AED'000</i>	<i>Assets AED'000</i>	<i>Liabilities AED'000</i>	<i>Net AED'000</i>
Insurance contracts issued						
Life and Medical	-	508,791	(508,791)	-	363,703	(363,703)
General and Motor	-	1,906,597	(1,906,597)	-	1,635,400	(1,635,400)
	-	2,415,388	(2,415,388)	-	1,999,103	(1,999,103)
Reinsurance contracts held						
Life and Medical	291,682	-	291,682	253,971	-	253,971
General and Motor	1,317,994	-	1,317,994	1,199,995	-	1,199,995
	1,609,676	-	1,609,676	1,453,966	-	1,453,966

Roll-forward of net asset or liability for insurance contracts issued showing the liability for remaining coverage and the liability for incurred claims.

The Group disaggregates information to provide disclosure in respect of major product lines separately: Life & Medical and General & Motor. This disaggregation has been determined based on how the Group is managed.

The roll-forward of the net asset or liability for insurance contracts issued, showing the liability for remaining coverage and the liability for incurred claims, is disclosed in the table on the next page:

Dubai Insurance Company PJSC and its subsidiaries

NOTES TO THE CONSOLIDATED FINANCIAL STATEMENTS

For the year ended 31 December 2025

12 INSURANCE AND REINSURANCE CONTRACT ASSETS AND LIABILITIES (continued)

Roll-forward of net asset or liability for insurance contracts issued showing the liability for remaining coverage and the liability for incurred claims (continued)

2025

	<i>Life and Medical</i>				<i>General and Motor</i>				<i>Total</i> <i>AED'000</i>
	<i>Liabilities for remaining coverage</i>	<i>Liabilities for incurred claims</i>	<i>Estimates of the present value of future cash flows</i>	<i>Risk adjustment</i>	<i>Liabilities for remaining coverage</i>	<i>Liabilities for incurred claims</i>	<i>Estimates of the present value of future cashflows</i>	<i>Risk adjustment</i>	
	<i>Excluding loss component</i> <i>AED'000</i>	<i>Loss component</i> <i>AED'000</i>	<i>AED'000</i>	<i>AED'000</i>	<i>Excluding loss component</i> <i>AED'000</i>	<i>Loss component</i> <i>AED'000</i>	<i>AED'000</i>	<i>AED'000</i>	
Insurance contract liabilities as at 1 January	114,461	12,072	232,534	4,635	1,432,306	29,671	161,311	12,113	1,999,103
Insurance revenue	(1,134,530)	-	-	-	(2,305,913)	-	-	-	(3,440,443)
Insurance service expenses	168,442	15,170	1,008,791	(1,285)	404,607	(24,995)	709,589	556	2,280,875
Incurred claims and other expenses	-	-	1,012,734	2,899	-	-	879,496	10,586	1,905,715
Amortisation of insurance acquisition cash flows	168,442	-	-	-	404,607	-	-	-	573,049
Losses on onerous contracts and reversals of those losses	-	15,170	-	-	-	(24,995)	-	-	(9,825)
Changes to liabilities for incurred claims	-	-	(3,943)	(4,184)	-	-	(169,907)	(10,030)	(188,064)
Insurance service result	(966,088)	15,170	1,008,791	(1,285)	(1,901,306)	(24,995)	709,589	556	(1,159,568)
Insurance finance expenses	-	-	5,423	59	-	-	5,906	155	11,543
Total changes in the consolidated statement of comprehensive (loss)/income	(966,088)	15,170	1,014,214	(1,226)	(1,901,306)	(24,995)	715,495	711	(1,148,025)
Cash flows									
Premiums received	1,095,555	-	-	-	2,790,179	-	-	-	3,885,734
Claims and other expenses paid	-	-	(882,392)	-	-	-	(822,138)	-	(1,704,530)
Insurance acquisition cash flows	(130,144)	-	-	-	(486,750)	-	-	-	(616,894)
Total cash flows	965,411	-	(882,392)	-	2,303,429	-	(822,138)	-	1,564,310
Net insurance contract liabilities as at 31 December	113,784	27,242	364,356	3,409	1,834,429	4,676	54,668	12,824	2,415,388

Dubai Insurance Company PJSC and its subsidiaries

NOTES TO THE CONSOLIDATED FINANCIAL STATEMENTS

For the year ended 31 December 2025

12 INSURANCE AND REINSURANCE CONTRACT ASSETS AND LIABILITIES (continued)

Roll-forward of net asset or liability for insurance contracts issued showing the liability for remaining coverage and the liability for incurred claims (continued)

2024

	<i>Life and Medical</i>				<i>General and Motor</i>				<i>Total</i> <i>AED'000</i>
	<i>Liabilities for remaining coverage</i>	<i>Liabilities for incurred claims</i>	<i>Estimates of the present value of future cash flows</i>	<i>Risk adjustment</i>	<i>Liabilities for remaining coverage</i>	<i>Liabilities for incurred claims</i>	<i>Estimates of the present value of future cashflows</i>	<i>Risk adjustment</i>	
	<i>Excluding loss component AED'000</i>	<i>Loss component AED'000</i>	<i>AED'000</i>	<i>AED'000</i>	<i>Excluding loss component AED'000</i>	<i>Loss component AED'000</i>	<i>AED'000</i>	<i>AED'000</i>	
Insurance contract liabilities as at 1 January	112,724	-	184,480	5,846	1,118,094	-	236,332	11,720	1,669,196
Insurance revenue	(1,030,323)	-	-	-	(1,959,393)	-	-	-	(2,989,716)
Insurance service expenses	133,311	12,072	910,473	(1,211)	354,548	29,671	616,416	393	2,055,673
Incurred claims and other expenses	-	-	907,710	18,088	-	-	754,728	(3,453)	1,677,073
Amortisation of insurance acquisition cash flows	133,311	-	-	-	354,548	-	-	-	487,859
Losses on onerous contracts and reversals of those losses	-	12,072	-	-	-	29,671	-	-	41,743
Changes to liabilities for incurred claims	-	-	2,763	(19,299)	-	-	(138,312)	3,846	(151,002)
Insurance service result	(897,012)	12,072	910,473	(1,211)	(1,604,845)	29,671	616,416	393	(934,043)
Insurance finance income	-	-	2,610	-	-	-	6,950	-	9,560
Total changes in the consolidated statement of comprehensive (loss)/income	(897,012)	12,072	913,083	(1,211)	(1,604,845)	29,671	623,366	393	(924,483)
Cash flows									
Premiums received	1,049,310	-	-	-	2,295,653	-	-	-	3,344,963
Claims and other expenses paid	-	-	(865,029)	-	-	-	(698,387)	-	(1,563,416)
Insurance acquisition cash flows	(150,561)	-	-	-	(376,596)	-	-	-	(527,157)
Total cash flows	898,749	-	(865,029)	-	1,919,057	-	(698,387)	-	1,254,390
Net insurance contract liabilities as at 31 December	114,461	12,072	232,534	4,635	1,432,306	29,671	161,311	12,113	1,999,103

Dubai Insurance Company PJSC and its subsidiaries

NOTES TO THE CONSOLIDATED FINANCIAL STATEMENTS

For the year ended 31 December 2025

12 INSURANCE AND REINSURANCE CONTRACT ASSETS AND LIABILITIES (continued)

Roll-forward of net asset or liability for reinsurance contracts held showing the assets for remaining coverage and the amounts recoverable on incurred claims (continued)

2025	<i>Life and Medical</i>				<i>General and Motor</i>				<i>Total</i> <i>AED'000</i>
	<i>Assets for remaining coverage</i>		<i>Amounts recoverable on incurred claims</i>		<i>Assets for remaining coverage</i>		<i>Amounts recoverable on incurred claims</i>		
	<i>Excluding loss component AED'000</i>	<i>Loss component AED'000</i>	<i>Estimates of the present value of future cash flows AED'000</i>	<i>Risk adjustment AED'000</i>	<i>Excluding loss component AED'000</i>	<i>Loss component AED'000</i>	<i>Estimates of the present value of future cashflows AED'000</i>	<i>Risk adjustment AED'000</i>	
Reinsurance contract assets as at 1 January	138,988	6,974	106,331	1,677	854,291	20,650	314,702	10,353	1,453,966
An allocation of reinsurance premiums	(512,364)	-	-	-	(1,601,737)	-	-	-	(2,114,101)
Amounts recoverable from reinsurers for incurred claims	-	-	522,298	1,558	-	-	468,018	4,805	996,679
Amortisation of insurance acquisition cash flows	66	-	-	-	284,667	-	-	-	284,733
Loss recovery on onerous underlying contracts	-	10,717	-	-	-	(16,149)	-	-	(5,432)
Changes to amounts recoverable for incurred claims	-	-	20,480	(1,591)	-	-	(171,988)	(8,554)	(161,653)
Net (expense)/income from reinsurance contracts held	(512,298)	10,717	542,778	(33)	(1,317,070)	(16,149)	296,030	(3,749)	(999,774)
Reinsurance finance income	-	-	3,171	21	-	-	10,018	132	13,342
Total changes in the consolidated statement of comprehensive (loss)/income	(512,298)	10,717	545,949	(12)	(1,317,070)	(16,149)	306,048	(3,617)	986,432

Dubai Insurance Company PJSC and its subsidiaries

NOTES TO THE CONSOLIDATED FINANCIAL STATEMENTS

For the year ended 31 December 2025

12 INSURANCE AND REINSURANCE CONTRACT ASSETS AND LIABILITIES (continued)

Roll-forward of net asset or liability for reinsurance contracts held showing the assets for remaining coverage and the amounts recoverable on incurred claims (continued)

2025

2025	Life and Medical				General and Motor				Total AED'000
	Assets for remaining coverage		Amounts recoverable on incurred claims		Assets for remaining coverage		Amounts recoverable on incurred claims		
	Excluding loss component AED'000	Loss component AED'000	Estimates of the present value of future cash flows AED'000	Risk adjustment AED'000	Excluding loss component AED'000	Loss component AED'000	Estimates of the present value of future cashflows AED'000	Risk adjustment AED'000	
Cash flows	479,061	-	-	-	1,896,229	-	-	-	2,375,290
Amounts received	(57)	-	(485,648)	-	(244,658)	-	(502,785)	-	(1,233,148)
Total cash flows	479,004	-	(485,648)	-	1,651,571	-	(502,785)	-	1,142,142
Reinsurance contract assets as at 31 December	105,694	17,691	166,632	1,665	1,188,792	4,501	117,965	6,736	1,609,676

Dubai Insurance Company PJSC and its subsidiaries

NOTES TO THE CONSOLIDATED FINANCIAL STATEMENTS

For the year ended 31 December 2025

12 INSURANCE AND REINSURANCE CONTRACT ASSETS AND LIABILITIES (continued)

Roll-forward of net asset or liability for reinsurance contracts held showing the assets for remaining coverage and the amounts recoverable on incurred claims (continued)

2024	Life and Medical				General and Motor				Total AED'000
	Assets for remaining coverage		Amounts recoverable on incurred claims		Assets for remaining coverage		Amounts recoverable on incurred claims		
	Excluding loss component AED'000	Loss component AED'000	Estimates of the present value of future cash flows AED'000	Risk adjustment AED'000	Excluding loss component AED'000	Loss component AED'000	Estimates of the present value of future cashflows AED'000	Risk adjustment AED'000	
Reinsurance contract assets as at 1 January	72,220	-	83,715	2,768	708,649	-	301,595	10,855	1,179,802
An allocation of reinsurance premiums	(462,764)	-	-	-	(1,340,434)	-	-	-	(1,803,198)
Amounts recoverable from reinsurers for incurred claims	-	6,974	490,209	(1,091)	-	20,650	461,147	(502)	977,387
Amounts recoverable for incurred claims and other expenses	-	-	476,722	7,518	-	-	599,099	22,967	1,106,306
Loss recovery on onerous underlying contracts	-	6,974	-	-	-	20,650	-	-	27,624
Changes to amounts recoverable for incurred claims	-	-	13,487	(8,609)	-	-	(137,952)	(23,469)	(156,543)
Net (expense)/income from reinsurance contracts held	(462,764)	6,974	490,209	(1,091)	(1,340,434)	20,650	461,147	(502)	(825,811)
Reinsurance finance income	-	-	1,253	-	-	-	6,973	-	8,226
Total changes in the consolidated statement of comprehensive (loss)/income	(462,764)	6,974	491,462	(1,091)	(1,340,434)	20,650	468,120	(502)	(817,585)

Dubai Insurance Company PJSC and its subsidiaries

NOTES TO THE CONSOLIDATED FINANCIAL STATEMENTS

For the year ended 31 December 2025

12 INSURANCE AND REINSURANCE CONTRACT ASSETS AND LIABILITIES (continued)

Roll-forward of net asset or liability for reinsurance contracts held showing the assets for remaining coverage and the amounts recoverable on incurred claims (continued)

2024	Life and Medical				General and Motor				Total AED'000
	Assets for remaining coverage		Amounts recoverable on incurred claims		Assets for remaining coverage		Amounts recoverable on incurred claims		
	Excluding loss component AED'000	Loss component AED'000	Estimates of the present value of future cash flows AED'000	Risk adjustment AED'000	Excluding loss component AED'000	Loss component AED'000	Estimates of the present value of future cashflows AED'000	Risk adjustment AED'000	
Cash flows									
Premiums paid	529,532	-	-	-	1,486,076	-	-	-	2,015,608
Amounts received	-	-	(468,846)	-	-	-	(455,013)	-	(923,859)
Total cash flows	529,532	-	(468,846)	-	1,486,076	-	(455,013)	-	1,091,749
Reinsurance contract assets as at 31 December	138,988	6,974	106,331	1,677	854,291	20,650	314,702	10,353	1,453,966

In addition to scenario testing, the development of insurance liabilities provides a measure of the Group's ability to estimate the ultimate value of claims. The top half of each table illustrates how the Group's estimate of liability for incurred claims for each accident year has changed at successive year-ends. The bottom half of the table reconciles the cumulative claims to the amount appearing in the consolidated statement of financial position. The following tables illustrate the Group's estimate of total liability for incurred claims for the years up to 2025.

Dubai Insurance Company PJSC and its subsidiaries

NOTES TO THE CONSOLIDATED FINANCIAL STATEMENTS

For the year ended 31 December 2025

12 INSURANCE AND REINSURANCE CONTRACT ASSETS AND LIABILITIES (continued)**Gross insurance contract liabilities at 31 December 2025**

<i>Motor and General</i>	<i>2018 and prior AED'000</i>	<i>2019 AED'000</i>	<i>2020 AED'000</i>	<i>2021 AED'000</i>	<i>2022 AED'000</i>	<i>2023 AED'000</i>	<i>2024 AED'000</i>	<i>2025 AED'000</i>	<i>Total AED'000</i>
At the end of each reporting year	426,927	143,018	271,651	198,418	167,126	237,925	759,525	814,015	3,018,695
One year later	428,118	149,910	326,264	212,445	214,920	299,090	688,582	-	2,319,329
Two years later	429,537	148,738	338,322	215,488	212,856	300,146	-	-	1,645,087
Three years later	424,290	145,925	351,634	226,791	214,645	-	-	-	1,363,285
Four years later	424,402	145,783	332,373	179,001	-	-	-	-	1,081,559
Five years later	418,923	140,295	309,783	-	-	-	-	-	869,001
Six years later	420,000	139,768	-	-	-	-	-	-	559,968
Seven years later	387,057	-	-	-	-	-	-	-	387,057
Estimate of cumulative claims	387,057	139,768	309,783	179,001	214,645	300,146	688,582	814,015	3,033,086
Cumulative payments to date	385,208	141,213	308,896	178,850	212,050	301,084	704,269	697,389	2,929,200
Unallocated loss adjustment expense reserve	-	-	-	-	-	-	-	-	2,255
Claims payable	-	-	-	-	-	-	-	-	(49,992)
Total gross undiscounted liabilities for incurred claims	1,849	(1,686)	886	150	2,595	(938)	(15,687)	116,716	56,149
Effect of discounting									(1,481)
Total discounted gross reserves included in the consolidated statement of financial position									54,668
Risk Adjustments									12,824

Dubai Insurance Company PJSC and its subsidiaries

NOTES TO THE CONSOLIDATED FINANCIAL STATEMENTS

For the year ended 31 December 2025

12 INSURANCE AND REINSURANCE CONTRACT ASSETS AND LIABILITIES (continued)**Gross insurance contract liabilities at 31 December 2025**

<i>Life and Medical</i>	<i>2018 and prior AED'000</i>	<i>2019 AED'000</i>	<i>2020 AED'000</i>	<i>2021 AED'000</i>	<i>2022 AED'000</i>	<i>2023 AED'000</i>	<i>2024 AED'000</i>	<i>2025 AED'000</i>	<i>Total AED'000</i>
At the end of each reporting year	109,903	92,937	90,105	153,957	219,061	516,408	804,378	1,005,053	2,991,802
One year later	129,812	114,335	106,909	204,016	264,561	571,951	767,646	-	2,159,230
Two years later	130,293	114,561	107,312	204,567	272,985	592,087	-	-	1,421,806
Three years later	130,305	116,064	107,375	204,608	273,913	-	-	-	832,265
Four years later	130,306	116,064	107,375	204,677	-	-	-	-	558,422
Five years later	130,306	116,370	107,450	-	-	-	-	-	354,127
Six years later	130,352	116,370	-	-	-	-	-	-	246,723
Seven years later	130,352	-	-	-	-	-	-	-	130,352
Estimate of cumulative claims	130,352	116,370	107,450	204,677	273,913	592,087	767,646	1,005,053	3,197,549
Cumulative payments to date	130,353	116,370	107,450	204,607	273,731	591,171	744,726	728,773	2,897,106
Unallocated loss adjustment expense reserve	-	-	-	-	-	-	-	-	1,319
Claims payable	-	-	-	-	-	-	-	-	67,183
Total gross undiscounted liabilities for incurred claims	-	-	75	70	182	916	22,920	276,281	368,945
Effect of discounting									(4,589)
Total discounted gross reserves included in the consolidated statement of financial position									364,356
Risk Adjustments									3,409

Dubai Insurance Company PJSC and its subsidiaries
NOTES TO THE CONSOLIDATED FINANCIAL STATEMENTS
For the year ended 31 December 2025

13 PREPAYMENTS AND OTHER RECEIVABLES

	2025 AED'000	2024 AED'000
VAT receivables	17,619	20,955
Accrued interest receivable	9,376	7,335
Prepayments	3,271	3,899
Staff debtors and advances	276	149
Restricted receivable*	8,404	1,654
Other receivables	13,788	8,385
	<u>52,734</u>	<u>42,377</u>

* Restricted receivable are pledged as security for the bank guarantees as disclosed in note 26.

14 STATUTORY DEPOSIT

	2025 AED'000	2024 AED'000
Bank deposits:		
Amounts that cannot be withdrawn without the prior approval of the Ministry of Economy in accordance with Article 42 of Federal Law No. 6 of 2007	<u>10,000</u>	<u>10,000</u>

The bank deposit expires after one year and is renewable every year and earns an interest of 4.10% per annum (2024: 5.00%) per annum.

15 CASH AND CASH EQUIVALENTS

Cash and cash equivalents included in the consolidated statement of cash flows comprise the following consolidated statement of financial position amounts:

	2025 AED'000	2024* AED'000
Cash on hand	11	55
Cash at banks	963,467	657,788
Deposits with original maturity less than three months	242,199	210,383
	<u>1,205,677</u>	<u>868,226</u>

Cash and cash equivalents are within United Arab Emirates, Europe and GCC.

**Certain amounts shown here do not correspond to the 2024 consolidated financial statements and reflect classifications as detailed in Note 28.*

This is due to reclassification of fixed deposits amounting to AED 210,383 thousand with original maturity less than 3 months period into cash and cash equivalents from financial assets.

16 SHARE CAPITAL

	2025 AED'000	2024 AED'000
Issued and fully paid 100,000,000 shares of AED 1 each (2024: 100,000,000 shares of AED 1 each)	<u>100,000</u>	<u>100,000</u>

Dubai Insurance Company PJSC and its subsidiaries
NOTES TO THE CONSOLIDATED FINANCIAL STATEMENTS
For the year ended 31 December 2025

17 RESERVES

NATURE AND PURPOSE OF RESERVES

Statutory reserve

In accordance with UAE Commercial Companies Law and the Company's Articles of Association, the Group has resolved to discontinue the annual transfer of 10% of the consolidated profit for the year since the statutory reserve reached 50% of the paid-up share capital. The reserve is not available for distribution, except in the circumstances stipulated by the UAE Commercial Companies Law.

General reserve

Transfers to the general reserve are made on the recommendation of the Board of Directors. During the year, no transfer was made (31 December 2024: nil) was transferred to the general reserve from retained earnings. This reserve may be used for such purposes as deemed appropriate by the Board of Directors.

Reinsurance reserve

In accordance with Central Bank of the United Arab Emirates' Board of Directors' Decision No. 23, Article 34, an amount of AED 13,254 thousand (31 December 2024: AED 11,018 thousand) based on the reinsurance share of premium at a rate of 0.5% was transferred from retained earnings to reinsurance reserve. The reserve is not available for distribution and will not be disposed of without prior approval from Central Bank of the United Arab Emirates.

Cumulative changes in fair value of investments

This reserve records fair value changes on financial instruments held at fair value through other comprehensive income.

18 DIVIDENDS

For the year ended 31 December 2024, the shareholders at the annual general meeting dated 9 April 2025 approved a cash dividend of 80% (AED 0.80 per share) totalling AED 80 million. For the year ended 31 December 2023, the shareholders at the annual general meeting dated 20 March 2024 approved a cash dividend of 70% (AED 0.70 per share) totalling AED 70 million.

19 EMPLOYEES' END OF SERVICE BENEFITS

Movements in the provision recognised in the consolidated statement of financial position are as follows:

	<i>2025</i> <i>AED'000</i>	<i>2024</i> <i>AED'000</i>
Balance as at 1 January	8,320	6,958
Charge for the year	2,476	1,927
Payments during the year	(156)	(565)
	<hr/>	<hr/>
Balance as at 31 December	10,640	8,320
	<hr/> <hr/>	<hr/> <hr/>

20 BANK LOAN

During the year, the Group obtained invoice discounting facility from Mashreq Bank. Credit limit for invoice discounting facility is up to AED 400 million. This facility can be utilised solely for the purpose of medical portfolio at the commission of 3 months EIBOR+1.40% per annum on daily outstanding balance, payable monthly in arrears.

Dubai Insurance Company PJSC and its subsidiaries
NOTES TO THE CONSOLIDATED FINANCIAL STATEMENTS
For the year ended 31 December 2025

20 BANK LOAN (continued)

	<i>2025</i> <i>AED'000</i>	<i>2024</i> <i>AED'000</i>
At the beginning of the year	39,043	-
Borrowings from bank	94,325	116,270
Payments during the year	(88,789)	(77,227)
At the end of the year	44,579	39,043

21 DEFERRED TAX LIABILITY

	<i>2025</i> <i>AED'000</i>	<i>2024</i> <i>AED'000</i>
Deferred tax arising in respect of:		
<i>Recognised in OCI:</i>		
Net change in fair value of equity investments designated at FVTOCI	15,372	7,652

Deferred taxes arising from temporary differences are summarised as follows on next page:

	<i>Net balance at 1 January 2025 AED'000</i>	<i>Recognised in profit or loss AED'000</i>	<i>Recognised in other comprehensive income AED'000</i>	<i>Net balance at 31 December 2025 AED'000</i>
Deferred tax liability	7,652	-	7,720	15,372

22 INCOME TAX EXPENSE

On 9 December 2022, the United Arab Emirates (UAE) Ministry of Finance ("MoF") released Federal Decree-Law No 47 of 2022 on the Taxation of Corporations and Businesses, Corporate Tax Law ("CT Law") to enact a new Corporate Tax (CT) regime in the UAE. The new CT regime became effective for accounting periods beginning on or after 1 June 2023. The taxable income of the entities that are in scope for UAE CT purposes are subject to the rate of 9% corporate tax.

The introduction of Pillar 2 represents a significant development in international tax policy, aiming to ensure a fairer distribution of tax revenues among jurisdictions. The Group has assessed the implications of Pillar 2 and meets the safe harbor test resulting in zero top-up tax as of year ended 31 December 2025.

The taxable income of the entities that are in scope for UAE CT purposes will be subject to the rate of 9% corporate tax.

	<i>2025</i> <i>AED'000</i>	<i>2024</i> <i>AED'000</i>
Consolidated statement of profit or loss:		
Current tax	18,667	9,647
Consolidated statement of comprehensive income		
Deferred tax	7,720	7,652

Dubai Insurance Company PJSC and its subsidiaries
NOTES TO THE CONSOLIDATED FINANCIAL STATEMENTS
For the year ended 31 December 2025

22 INCOME TAX EXPENSE (continued)

The movement of the income tax payables in the consolidated statement of financial position is as follows:

	<i>2025</i> <i>AED'000</i>	<i>2024</i> <i>AED'000</i>
At the beginning of the year	9,647	-
Tax payable formed during the year	18,666	9,647
Payments during the year	(10,214)	-
At the end of the year	18,099	9,647

Reconciliation of the accounting profit to the tax expense is as below:

	<i>2025</i> <i>AED'000</i>	<i>2024</i> <i>AED'000</i>
Accounting profit before tax	209,317	141,949
Standard deduction	(375)	(375)
	208,942	141,574
At United Arab Emirates' statutory income tax rate at 9%	18,839	12,775
Tax at the applicable rate of 9%	(18,804)	(12,742)
<i>Effect of items that are not considered in determining taxable income - net</i>		
Exempt income	2,382	3,175
Realised gain	(1,656)	(75)
Non-deductible expenses	(21)	(5)
Additional tax payment for previous year	(568)	-
Income tax expense	(18,667)	(9,647)
Effective tax rate	8.92%	6.80%

As of September 2025, corporate tax paid to Federal Tax Authority amounted to AED 10,214 thousand.

23 RELATED PARTY TRANSACTIONS

Related parties represent, major shareholders, directors and key management personnel of the Group, and entities controlled, jointly controlled or significantly influenced by such parties. The pricing policies and terms of these transactions are approved by the Group's management.

The significant balances outstanding at 31 December in respect of related parties included in the consolidated financial statements are as follows:

	<i>2025</i> <i>AED'000</i>	<i>2024</i> <i>AED'000</i>
<i>Affiliates of major shareholders:</i>		
Insurance contract liabilities	27,666	57,169

Dubai Insurance Company PJSC and its subsidiaries
NOTES TO THE CONSOLIDATED FINANCIAL STATEMENTS
For the year ended 31 December 2025

23 RELATED PARTY TRANSACTIONS (continued)

The income and expenses in respect of related parties included in the consolidated financial statements are as follows:

	2025 AED'000	2024 AED'000
<i>Affiliates of major shareholders:</i>		
Insurance service revenue	20,558	47,925
Insurance service expenses	(11,715)	(81,649)
Rent received	59	57
Rent paid	(346)	(394)
	<u> </u>	<u> </u>

Compensation of the key management personnel is as follows:

	2025 AED'000	2024 AED'000
Short term employee benefits	10,460	9,837
End of service benefits	1,393	303
	<u> </u>	<u> </u>
	<u>11,853</u>	<u>10,140</u>

Outstanding balances at the year-end arise in the normal course of business. For the years ended 31 December 2025 and 31 December 2024, the Group has recorded expected credit losses of AED 205 thousand and AED 11 thousand on balances owed by related parties respectively.

24 DIRECTORS' REMUNERATION

Directors' remuneration have been included in consolidated statement of profit or loss of amounting AED 5,484 thousand (2024: 6,017 thousand)

25 RISK MANAGEMENT

(a) Governance framework

The primary objective of the Group's risk and financial management framework is to protect the Group's shareholders from events that hinder the sustainable achievement of consolidated financial performance objectives, including failing to exploit opportunities. Key management recognises the critical importance of having efficient and effective risk management systems in place.

The Group's risk management function is carried out by the board of directors, with its associated committees. This is supplemented with a clear organisational structure with documented delegated authorities and responsibilities from the board of directors to the Chief Executive Officer and senior managers.

The board of directors meets regularly to approve any commercial, regulatory and organisational decisions. The Chief Executive Officer under the authority delegated from the board of directors defines the Group's risk and its interpretation, limit structure to ensure the appropriate quality and diversification of assets, align underwriting and reinsurance strategy to the corporate goals, and specify reporting requirements.

The Group's enterprise risk management framework is established to identify and analyse the key risks faced by the Group to set appropriate controls and manage those risks. As part of the risks identification process, the Group uses risk-based capital model to assess the capital requirement and uses stress analysis to apply changes to capital. The Group's risk appetite is derived from the changes to capital.

Dubai Insurance Company PJSC and its subsidiaries

NOTES TO THE CONSOLIDATED FINANCIAL STATEMENTS

For the year ended 31 December 2025

25 RISK MANAGEMENT (continued)

(b) Capital management framework

The primary objective of the Group's capital management is to comply with the regulatory requirements in the UAE and to ensure that it maintains a healthy capital ratio in order to support its business and maximise shareholder value. The Group manages its capital structure and makes adjustments to it, in light of changes in economic conditions. To maintain or adjust the capital structure, the Group may adjust the dividend payment to shareholders, return capital to shareholders or issue new shares. The Group fully complied with the externally imposed capital requirements and no changes were made in the objectives, policies or processes during the years ended 31 December 2025 and 31 December 2024.

(c) Regulatory framework

Regulators are primarily interested in protecting the rights of the policyholders and monitor them closely to ensure that the Group is satisfactorily managing affairs for their benefit. At the same time, the regulators are also interested in ensuring that the Group maintains an appropriate solvency position to meet unforeseen liabilities arising from economic shocks or natural disasters.

The operations of the Group are also subject to regulatory requirements within the jurisdiction where it operates. Such regulations not only prescribe approval and monitoring of activities, but also impose certain restrictive provisions (e.g. capital adequacy) to minimise the risk of default and insolvency on the part of the insurance companies to meet unforeseen liabilities as these arise.

(d) Asset liability management (ALM) framework

Financial risks arise from open positions in interest rate, currency and equity products, all of which are exposed to general and specific market movements. The Group manages these positions to achieve long-term investment returns in excess of its obligations under insurance contracts. The principal technique of the Group's ALM is to match assets to the liabilities arising from insurance contracts by reference to the type of benefits payable to contract holders.

The Chief Executive Officer actively monitors the ALM to ensure in each period sufficient cash flow is available to meet liabilities arising from insurance contracts.

The Chief Executive Officer regularly monitors the financial risks associated with the Group's other financial assets and liabilities not directly associated with insurance liabilities.

25A Insurance risk

The risk under any one insurance contract is the possibility that the insured event occurs and the uncertainty of the amount of the resulting claim. By the nature of an insurance contract, this risk is random and therefore unpredictable. Factors that aggravate insurance risk include lack of risk diversification in terms of type and amount of risk, geographical location and type of industry covered.

For a portfolio of insurance contracts where the theory of probability is applied to pricing and provisioning, the principal risk that the Group faces under its insurance contracts is that the actual claims and benefit payments exceed the estimated amount of the insurance liabilities. This could occur because the frequency or severity of claims and benefits are greater than estimated. Insurance events are random and the actual number and amount of claims and benefits will vary from year to year from the estimate established using statistical techniques.

Experience shows that the larger the portfolio of similar insurance contracts, the smaller the relative variability about the expected outcome will be. In addition, a more diversified portfolio is less likely to be affected across the board by a change in any subset of the portfolio. The Group has developed its insurance underwriting strategy to diversify the type of insurance risks accepted and within each of these categories to achieve a sufficiently large population of risks to reduce the variability of the expected outcome.

The Group manages risks through its underwriting strategy, adequate reinsurance arrangements and proactive claims handling. The underwriting strategy attempts to ensure that the underwritten risks are well diversified in terms of type and amount of risk, industry and geography. Underwriting limits are in place to enforce appropriate risk selection criteria.

Dubai Insurance Company PJSC and its subsidiaries

NOTES TO THE CONSOLIDATED FINANCIAL STATEMENTS

For the year ended 31 December 2025

25 RISK MANAGEMENT (continued)

25A Insurance risk (continued)

Frequency and severity of claims

The Group has the right not to renew individual policies, to re-price the risk, to impose deductibles and to reject the payment of a fraudulent claim. Insurance contracts also entitle the Group to pursue third parties for payment of some or all costs (for example, subrogation).

Property insurance contracts are underwritten by reference to the commercial replacement value of the properties and contents insured, and claim payment limits are always included to cap the amount payable on occurrence of the insured event. Cost of rebuilding properties, of replacement or indemnity for contents and time taken to restart operations for business interruption are the key factors that influence the level of claims under these policies. The insurance risk arising from insurance contracts is not concentrated in any of the territories in which the Group operates, and there is a balance between commercial and personal properties in the overall portfolio of insured buildings.

For motor contracts the main risks are claims for death and bodily injury and the replacement or repair of vehicles. The level of court awards for deaths and to injured parties and the replacement costs of motor vehicles are the key factors that influence the level of claims. For marine insurance the main risks are loss or damage to marine craft and accidents resulting in the total or partial loss of cargoes. The underwriting strategy for the marine class of business is to ensure that policies are well diversified in terms of vessels and shipping routes covered. For medical insurance, the main risks are illness and related healthcare costs. For group life and personal accident, the main risks are claims from death and permanent or partial disability. The Group generally does not offer medical insurance to walk-in customers. Medical, group life and personal accident insurance are generally offered to corporate customers with large population to be covered under the policy.

Reinsurance risk

In common with other insurance companies, in order to minimise financial exposure arising from large insurance claims, the Group, in the normal course of business, enters into arrangements with other parties for reinsurance purposes. Such reinsurance arrangements provide for greater diversification of business, allow management to control exposure to potential losses arising from large risks, and provide additional capacity for growth. A significant portion of the reinsurance is affected under treaty, facultative and excess of loss reinsurance contracts.

To minimise its exposure to significant losses from reinsurer insolvencies, the Group evaluates the financial condition of its reinsurers. The Group deals with reinsurers approved by the Board of Directors.

The five largest reinsurers account for 89% of amounts due from reinsurance companies at 31 December 2025 (2024: 94%). The maximum theoretical credit risk exposure in this connection is mainly in Europe.

Sources of uncertainty in the estimation of future claim payments

Claims on insurance contracts are payable on a claims-occurrence basis. The Group is liable for all insured events that occurred during the term of the contract, even if the loss is discovered after the end of the contract term. As a result, liability claims are settled over a long period of time and element of the claims provision includes incurred but not reported claims (IBNR). The estimation of IBNR is generally subject to a greater degree of uncertainty than the estimation of the cost of settling claims already notified to the Group, where information about the claim event is available. IBNR claims may not be apparent to the insured until many years after the event that gave rise to the claims. For some insurance contracts, the IBNR proportion of the total liability is high and will typically display greater variations between initial estimates and final outcomes because of the greater degree of difficulty of estimating these liabilities. In estimating the liability for the cost of reported claims not yet paid, the Group considers information available from loss adjusters and information on the cost of settling claims with similar characteristics in previous periods. Large claims are assessed on a case-by-case basis or projected separately in order to allow for the possible distortive effect of their development and incidence on the rest of the portfolio.

The estimated cost of claims includes direct expenses to be incurred in settling claims, net of the expected subrogation value and other recoveries. The Group takes all reasonable steps to ensure that it has appropriate information regarding its claims' exposures. However, given the uncertainty in establishing claims provisions, it is likely that the final outcome will prove to be different from the original liability established.

Dubai Insurance Company PJSC and its subsidiaries
NOTES TO THE CONSOLIDATED FINANCIAL STATEMENTS
For the year ended 31 December 2025

25 RISK MANAGEMENT (continued)

25A Insurance risk (continued)

Sources of uncertainty in the estimation of future claim payments (continued)

The amount of insurance claims is particularly sensitive to the level of court awards and to the development of legal precedent on matters of contract and tort. Insurance contracts are also subject to the emergence of new types of latent claims, but no allowance is included for this at the end of the reporting period.

Where possible, the Group adopts multiple techniques to estimate the required level of provisions. This provides a greater understanding of the trends inherent in the experience being projected. The projections given by the various methodologies also assist in estimating the range of possible outcomes. The most appropriate estimation technique is selected taking into account the characteristics of the business class and the extent of the development of each accident year.

In calculating the estimated cost of unpaid claims (both reported and not), the Group's estimation techniques are a combination of loss-ratio-based estimates and an estimate based upon actual claims experience using predetermined formulae where greater weight is given to actual claims experience as time passes. The initial loss-ratio estimate is an important assumption in the estimation technique and is based on previous years' experience, adjusted for factors such as premium rate changes, anticipated market experience and historical claims inflation.

The initial estimate of the loss ratios used for the current year before and after reinsurance are analysed below by type of risk where the insured operates for current and prior year premium earned.

<i>Type of risk</i>	<i>Year ended 31 December 2025</i>		<i>Year ended 31 December 2024</i>	
	<i>Gross loss ratio</i>	<i>Net loss ratio</i>	<i>Gross loss ratio</i>	<i>Net loss ratio</i>
Life insurance	40%	22%	108%	73%
General insurance	41%	68%	50%	55%

Process used to decide on assumptions

The risks associated with insurance contracts are complex and subject to a number of variables that complicate quantitative sensitivity analysis. Internal data is derived mostly from the Group's quarterly claims reports and screening of the actual insurance contracts carried out at the end of the reporting period to derive data for the contracts held. The Group uses assumptions based on a mixture of internal and market data to measure its claims liabilities. The Group has reviewed the individual contracts and in particular the industries in which the insured companies operate and the actual exposure years of claims. This information is used to develop scenarios related to the latency of claims that are used for the projections of the ultimate number of claims.

The choice of selected results for each accident year of each class of business depends on an assessment of the technique that has been most appropriate to observed historical developments. In certain instances, this has meant that different techniques or combinations of techniques have been selected for individual accident years or groups of accident years within the same class of business.

Sensitivity

The liability for incurred claims is sensitive to the key assumptions in the table below. It has not been possible to quantify the sensitivity of certain assumptions such as legislative changes or uncertainty in the estimation process. The following sensitivity analysis shows the impact on gross and net liabilities, net profit and equity for reasonably possible movements in key assumptions with all other assumptions held constant.

The correlation of assumptions will have a significant effect in determining the ultimate impacts, but to demonstrate the impact due to changes in each assumption, assumptions had to be changed on an individual basis.

It should be noted that movements in these assumptions are non-linear. The method used for deriving sensitivity information and significant assumptions did not change from the previous period.

Dubai Insurance Company PJSC and its subsidiaries

NOTES TO THE CONSOLIDATED FINANCIAL STATEMENTS

For the year ended 31 December 2025

25 RISK MANAGEMENT (continued)

25A Insurance risk (continued)

Sensitivity (continued)

2025

	<i>Change in assumptions</i>	<i>Impact on net profit gross of reinsurance AED'000</i>	<i>Impact on net profit net of reinsurance AED'000</i>	<i>Impact on equity gross of reinsurance AED'000</i>	<i>Impact on equity net of reinsurance AED'000</i>
Loss reserves	5%	34,564	18,760	34,564	18,760
Risk Adjustment	5%	812	392	812	392
Discount rate	0.5%	(749)	(233)	(749)	(233)
Loss reserves	-5%	(34,564)	(18,760)	(34,564)	(18,760)
Risk Adjustment	-5%	(812)	(392)	(812)	(392)
Discount rate	-0.5%	754	234	754	234

2024

	<i>Change in assumptions</i>	<i>Impact on net profit gross of reinsurance AED'000</i>	<i>Impact on net profit net of reinsurance AED'000</i>	<i>Impact on equity gross of reinsurance AED'000</i>	<i>Impact on equity net of reinsurance AED'000</i>
Loss reserves	5%	21,984	7,331	21,984	7,331
Risk Adjustment	5%	837	236	837	236
Discount rate	0.5%	(973)	(174)	(973)	(174)
Loss reserves	-5%	(21,984)	(7,331)	(21,984)	(7,331)
Risk Adjustment	-5%	(837)	(236)	(837)	(236)
Discount rate	-0.5%	982	175	982	175

25B Financial risk

The Group's principal financial instruments include financial assets and financial liabilities which comprise financial investments (at fair value through profit or loss and other comprehensive income), receivables arising from insurance and reinsurance contracts, statutory deposits, cash and cash equivalents, trade and other payables, and re-insurance balance payables.

The Group does not enter into derivative transactions.

The main risks arising from the Group's financial instruments are credit risk, geographical risk, liquidity risk, foreign currency risk, interest rate risk and equity price risk. The board reviews and agrees policies for managing each of these risks and they are summarised below:

Credit risk

Credit risk is the risk that one party to a financial instrument will fail to discharge an obligation and cause the other party to incur a financial loss. For all classes of financial assets held by the Group, the maximum exposure to credit risk to the Group is the carrying value as disclosed in the consolidated statement of financial position.

Dubai Insurance Company PJSC and its subsidiaries

NOTES TO THE CONSOLIDATED FINANCIAL STATEMENTS

For the year ended 31 December 2025

25 RISK MANAGEMENT (continued)**25B Financial risk (continued)***Credit risk (continued)*

The following policies and procedures are in place to mitigate the Group's exposure to credit risk:

- The Group only enters into insurance and reinsurance contracts with recognised, credit worthy third parties. It is the Group's policy that all customers who wish to trade on credit terms are subject to credit verification procedures. In addition, receivables from insurance and reinsurance contracts are monitored on an ongoing basis in order to reduce the Group's exposure to bad debts.
- The Group seeks to limit credit risk with respect to agents and brokers by setting credit limits for individual agents and brokers and monitoring outstanding receivables.
- The Group's investments at fair value through profit or loss or OCI are managed by the Chief Executive Officer in accordance with the guidance of the Chairman and the supervision of the Board of Directors.
- The Group's bank balances are maintained with a range of international and local banks in accordance with limits set by the management.

The table below shows the maximum exposure to credit risk for the components of the consolidated statement of financial position:

	<i>Notes</i>	2025 AED'000	2024 AED'000
Financial assets	10	1,318,902	995,602
Reinsurance contract assets	12	1,609,676	1,453,966
Other receivables (excluding prepayments)	13	49,463	38,478
Statutory deposits	14	10,000	10,000
Cash and cash equivalents	15	1,205,677	868,226
Total credit risk exposure		4,193,718	3,366,272

Where financial instruments are recorded at fair value the amounts shown above represent the current credit risk exposure but not the maximum risk exposure that could arise in the future as a result of changes in value.

All the Group's investments in bonds measured at amortised cost are considered to have low credit risk and the loss allowance recognised is based on the 12 months expected loss. Management considers "low credit risk" for bonds to be those with high quality external credit ratings (investment grade). The credit risk in respect of deposits with banks (including statutory deposits) and cash and cash equivalent held with banks are managed via diversification of bank deposits and are only with major reputable financial institutions. Reinsurance assets and the associated risks including Group's appropriate measure have been discussed in detail in the "Reinsurance risk" section. Other receivables (excluding prepayments) have been determined by management not to have a material credit risk hence no allowance for expected credit losses has been recognized as at 31 December 2025 (2024: Nil).

Dubai Insurance Company PJSC and its subsidiaries
NOTES TO THE CONSOLIDATED FINANCIAL STATEMENTS
For the year ended 31 December 2025

25 RISK MANAGEMENT (continued)

25B Financial risk (continued)

Credit risk (continued)

The table on as follow provides information regarding the credit risk exposure of the Group by classifying financial assets according to the Group's credit rating of counterparties:

31 December 2025

	<i>High grade AED'000</i>	<i>Neither past due nor impaired Standard grade AED'000</i>	<i>Sub-standard grade AED'000</i>	<i>Past due and impaired AED'000</i>	<i>Total AED'000</i>
Financial assets	-	1,318,902	-	-	1,318,902
Reinsurance assets	-	1,609,676	-	-	1,609,676
Other receivables (excluding prepayments)	-	49,463	-	-	49,463
Statutory deposits	10,000	-	-	-	10,000
Cash and cash equivalents	1,205,677	-	-	-	1,205,677
	<u>1,215,677</u>	<u>2,978,041</u>	<u>-</u>	<u>-</u>	<u>4,193,718</u>

31 December 2024

	<i>High grade AED'000</i>	<i>Neither past due nor impaired Standard grade AED'000</i>	<i>Sub-standard grade AED'000</i>	<i>Past due and impaired AED'000</i>	<i>Total AED'000</i>
Financial assets	-	995,602	-	-	995,602
Reinsurance assets	-	1,453,966	-	-	1,453,966
Other receivables (excluding prepayments)	-	38,478	-	-	38,478
Statutory deposits	10,000	-	-	-	10,000
Cash and cash equivalents	868,226	-	-	-	868,226
	<u>878,226</u>	<u>2,488,046</u>	<u>-</u>	<u>-</u>	<u>3,366,272</u>

Geographical risk

The Group has geographical risk exposure. Such exposure arises from investments, cash and cash equivalents and insurance contracts concentrated within certain geographical areas. The investments and cash and cash equivalents are primarily with local companies and financial institutions. The risk arising from insurance contracts is concentrated mainly in the United Arab Emirates. The geographical concentration of risks is similar to previous year.

In accordance with the requirement of the Securities and Commodities Authority (Circular dated 12-10-2011) following are the details of the geographical concentration of assets in the Group's consolidated financial statements as of 31 December 2025:

(a) Investment property

Investment property represents the Group's investment in a freehold land and building situated in the Emirate of Dubai, United Arab Emirates.

(b) Financial instruments – investments

Investments in financial assets represent investments in quoted and unquoted shares of companies incorporated within and outside the United Arab Emirates and investments in bonds issued locally and outside United Arab Emirates.

Dubai Insurance Company PJSC and its subsidiaries

NOTES TO THE CONSOLIDATED FINANCIAL STATEMENTS

For the year ended 31 December 2025

25 RISK MANAGEMENT (continued)**25B Financial risk (continued)***Geographical risk (continued)***(c) Cash and cash equivalents**

Cash and cash equivalents of the Group are with banks registered and operating in the United Arab Emirates and in Europe.

Currency risk

Currency risk refers to the potential for financial instrument values to vary due to fluctuations in foreign exchange rates. The Group faces limited exchange rate risks since most of its monetary assets and monetary liabilities are denominated in United Arab Emirates dirham (AED) and/or in US Dollars, to which this local currency is fixed. Other currency transactions also there but the impact is immaterial. Management considers the likelihood of significant losses from exchange rate fluctuations to be minimal. As a result, the Group has not implemented hedging strategies for its foreign currency exposure.

Dubai Insurance Company PJSC and its subsidiaries

NOTES TO THE CONSOLIDATED FINANCIAL STATEMENTS

For the year ended 31 December 2025

25 RISK MANAGEMENT (continued)**25B Financial risk (continued)****Liquidity risk**

Liquidity risk is the risk that the Group will not be able to meet its commitments associated with insurance contracts and financial liabilities when they fall due. Liquidity requirements are monitored on a monthly basis and management ensures that sufficient liquid funds are available to meet any commitments as they arise.

The table below summarises the maturity of the assets and liabilities of the Group based on remaining contractual settlement dates.

	<i>31 December 2025</i>				<i>31 December 2024</i>			
	<i>Less than one year AED'000</i>	<i>More than one year AED'000</i>	<i>No maturity date AED'000</i>	<i>Total AED'000</i>	<i>Less than one year AED'000</i>	<i>More than one year AED'000</i>	<i>No maturity date AED'000</i>	<i>Total AED'000</i>
Assets								
Financial assets	401,264	86,844	830,794	1,318,902	147,366	102,206	746,030	995,602
Prepayments and other receivables	52,734	-	-	52,734	42,377	-	-	42,377
Statutory deposits	10,000	-	-	10,000	10,000	-	-	10,000
Cash and cash equivalents	1,205,677	-	-	1,205,677	868,226	-	-	868,226
Total assets	1,669,675	86,844	830,794	2,587,313	1,067,969	102,206	746,030	1,916,205
Liabilities								
Bank loan	44,579	-	-	44,579	39,043	-	-	39,043
Other payables	640,025	-	-	640,025	487,336	-	-	487,336
Total liabilities	684,604	-	-	684,604	526,379	-	-	526,379

Dubai Insurance Company PJSC and its subsidiaries

NOTES TO THE CONSOLIDATED FINANCIAL STATEMENTS

For the year ended 31 December 2025

25 RISK MANAGEMENT (continued)**25B Financial risk (continued)*****Interest rate risk***

Interest rate risk is the risk that the value or future cash flows of a financial instrument will fluctuate because of changes in market interest rates. Floating rate instruments expose the Group to cash flow interest risk, whereas fixed interest rate instruments expose the Group to fair value interest risk.

The Group is exposed to interest rate risk on certain of its investment in financial instruments held at fair value through profit or loss, designated upon initial recognition, statutory deposits and bank loan. The Group limits interest rate risk by monitoring changes in interest rates in the currencies in which its cash and interest-bearing investments and borrowings are denominated.

Interest rate sensitivity

The effective interest rates for all major classes of interest-bearing financial instruments as at 31 December, are as follows:

	<i>Total</i> <i>AED'000</i>	<i>Effective</i> <i>interest rate %</i>
31 December 2025		
Time deposits	643,463	3.5% to 4.25%
31 December 2024		
Time deposits	357,749	4.40% to 5.00%

The sensitivity analyses below have been determined based on the exposure to interest rates for interest-bearing financial assets assuming the amount of assets at the end of the reporting period were outstanding for the whole year.

If interest rates had been 100 basis points higher/lower and all other variables were held constant, the Group's profit for the year ended 31 December 2025 would increase/decrease by AED 6,434 thousand (2024: AED 3,577 thousand).

Equity price risk

Equity price risk is the risk that the fair values of equities decrease as a result of changes in the levels of equity indices and the value of individual stocks. The equity price risk exposure arises from the Group's investment portfolio.

The effect on equity (as a result of a change in the fair value of equity instruments held as financial assets at fair value through others comprehensive income at 31 December 2025 and 31 December 2024) and on consolidated statement of income (as a result of changes in fair value of equity instruments held as financial assets through profit or loss) due to a reasonably possible change in equity indices, with all other variables held constant, is as follows:

	2025			2024		
	<i>Change in</i> <i>equity price</i> <i>%</i>	<i>Effect on</i> <i>equity</i> <i>AED'000</i>	<i>Effect on</i> <i>consolidated</i> <i>statement of</i> <i>profit or loss</i> <i>AED'000</i>	<i>Change</i> <i>in equity price</i> <i>%</i>	<i>Effect on</i> <i>equity</i> <i>AED'000</i>	<i>Effect on</i> <i>consolidated</i> <i>statement of</i> <i>profit or loss</i> <i>AED'000</i>
All investments – (Dubai Financial Market and Abu Dhabi Stock Market)	10	83,044	35	10	74,512	90

Dubai Insurance Company PJSC and its subsidiaries

NOTES TO THE CONSOLIDATED FINANCIAL STATEMENTS

For the year ended 31 December 2025

25 RISK MANAGEMENT (continued)**25C Operational risk**

Operational risk is the risk of loss arising from systems failure, human error, fraud or external events. When controls fail to perform, operational risks can cause damage to reputation, have legal or regulatory implications, or lead to financial loss. The Group cannot expect to eliminate all operational risks, but through a control framework and by monitoring and responding to potential risks, the Group is able to manage the risks. Controls include effective segregation of duties, access, authorisation and reconciliation procedures, staff education and assessment processes.

26 CONTINGENCIES***Contingent liabilities***

At 31 December 2025 the Group had contingent liabilities in respect of bank and other guarantees and other matters arising in the ordinary course of business from which it is anticipated that no material liabilities will arise, amounting to AED 9,810 thousand (2024: AED 2,784 thousand).

Legal claims

The Group, in common with the significant majority of insurers, is subject to litigation in the normal course of its business. The Group, based on independent legal advice, does not believe that the outcome of these court cases will have a material impact on the Group's income or financial condition.

Capital and lease commitments

At 31 December, the Group's capital and short-term lease commitments are payable as follows:

	2025 AED'000	2024 AED'000
Short-term lease commitments - less than one year	101	138

27 CAPITAL RISK MANAGEMENT (UNAUDITED)

The solvency regulations identify the required Solvency Margin to be held on consolidated basis in addition to insurance liability.

As per Article (8) of Section 2 of the financial regulations issued for insurance companies issued by the CBUAE, the Group has to maintain a solvency margin. The Group has incorporated in its policies and procedures the necessary procedure to ensure continuous and full compliance with such regulations.

The table below summaries the consolidated Minimum Capital Requirement ("MCR"), Minimum Guarantee Fund ("MGF") and Solvency Capital Requirement ("SCR") of the Group and the total capital held to meet the required Solvency Margins as defined in the Regulations and Circular No. CBUAE/BIA/2025/6143 of CBUAE dated 12 November 2025.

Summary of Solvency Margin Analysis

	31 December 2025 AED'000	31 December 2024 AED'000
Minimum Capital Requirement (MCR)	100,000	100,000
Solvency Capital Requirement (SCR)	447,652	403,573
Minimum Guarantee Fund (MGF)	372,949	267,427
Basic Own Funds	879,122	633,518
MCR Solvency Margin - Surplus	779,122	533,518
SCR Solvency Margin - Surplus	431,470	229,944
MGF Solvency Margin - Surplus	506,173	366,090

Above numbers are based on eforms and are unaudited.

Dubai Insurance Company PJSC and its subsidiaries

NOTES TO THE CONSOLIDATED FINANCIAL STATEMENTS

For the year ended 31 December 2025

28 COMPARATIVE FIGURES

Comparative figures have been reclassified in order to conform to current period's presentation and improve the quality of information presented. However, there is no material effect on previously reported total assets, total equity, total liabilities and profit for the year.

	<i>31 December 2024 AED (Audited)</i>	<i>31 December 2024 AED</i>	<i>31 December 2024 AED (Audited)</i>
	<i>Previously reported</i>	<i>Reclassified</i>	<i>After reclassification</i>
Financial assets	1,205,985	(210,383)	995,602
Cash and cash equivalents	657,843	210,383	868,226

This is due to reclassification of fixed deposits amounting to AED 210,383 thousand with original maturity less than 3 months period into cash and cash equivalents from financial assets.

29 SUBSEQUENT EVENTS

No adjusting or significant non-adjusting events have occurred between the reporting date and the date of authorisation of these consolidated financial statements.

CORPORATE GOVERNANCE REPORT 2025



Dubai Insurance Company (P.S.C)

www.dubins.ae




Governance:



Dubai Insurance Company is committed to implementing the highest standards of governance and compliance with all legal and regulatory requirements, supported by an effective internal control system aligned with best practices and international standards. The Company also adopts a proactive approach to addressing regulatory changes, contributing to the strengthening of a culture of compliance and the achievement of the intended added value.

Our Mission:




Our mission is to provide specialized insurance products and services that meet the insurance needs of our clients, and to build long-term relationships with them by reinforcing our position as a trusted and indispensable partner.

Our Values:



Commitment, customer care, credibility, integrity, teamwork, and a continuous pursuit of excellence and quality.





Introduction:

Dubai Insurance Company is a public joint stock company listed on the Dubai Financial Market. Its operations are governed by the provisions of Federal Decree-Law No. (6) of 2025 concerning the Central Bank, Regulation of Financial Institutions and Activities, and Insurance Business, and Federal Decree-Law No. (32) of 2021 concerning commercial companies.

The Company's principal activities include conducting insurance and reinsurance business in all its types and classes. Dubai Insurance Company operates under the supervision and regulation of the Central Bank of the United Arab Emirates and is licensed by it under license number (4). The Company's head office is located in its owned building on Al Rigga Street, Deira, Emirate of Dubai, United Arab Emirates.



Governance Framework:

Dubai Insurance Company affirms its full commitment to implementing a comprehensive corporate governance framework that is fully compliant with all regulatory requirements applicable to public joint stock companies in the United Arab Emirates. This framework is based on the corporate governance regulations and insurance-specific standards issued by CBUAE, the resolutions of SCA concerning the Corporate Governance Guide for Public Joint Stock Companies, in addition to any other relevant laws or resolutions issued by the competent authorities, in alignment with international best practices.

This commitment stems from the Company's firm belief in the importance of adopting a strong and effective governance system founded on sound principles, aimed at creating a low-risk working environment, supporting the efficiency and effectiveness of decision-making processes, and strengthening transparent and sustainable relationships with stakeholders through adherence to periodic disclosure in accordance with the relevant laws and regulations.

Within this context, the Company has established an integrated governance structure that clearly defines the roles and responsibilities of the Board of Directors, its Board committees, and executive management, in addition to the duties and functions of the Compliance Department, Risk Management, and Internal Audit. The Board of Directors is the highest authority responsible for ensuring the efficiency and effectiveness of internal control systems and compliance with governance requirements, as well as for guiding executive management in a manner that promotes the principles of transparency and integrity in investment activities, business plans, budgets, and financial statements.

The Board of Directors also oversees the availability of the human resources required to implement the Company's strategy and achieve its objectives, and ensures that accurate, complete, and timely information is provided to shareholders, thereby supporting their confidence and enhancing levels of disclosure and accountability.



The Measures Taken To Satisfy the Corporate Governance Regulations in 2025:

As part of Dubai Insurance Company’s commitment to establishing and strengthening its corporate governance framework in line with best practices and recognized standards, the Company undertook a number of key actions during 2025 aimed at achieving this objective, as outlined below:

1. Reconstitution of Board Committees:

The principal committees emanating from the Board of Directors were reconstituted, including the Audit Committee, Risk Committee, Nomination and Remuneration Committee, and Investment Committee, ensuring compliance with independence and specialized expertise requirements. These committees aim to support the Board in effectively and efficiently carrying out its oversight responsibilities.

2. Approval of Core Policies and Procedures:

In continuation of the Company’s commitment to the regulations and standards of the Central Bank of the UAE, all required core policies and procedures were approved.

3. Strengthening the Oversight Role of the Board of Directors and Its Committees:

During the year, the Board worked to enhance its supervisory role in a manner that delivers added value to the Company and its stakeholders. Efforts were focused on effective oversight of the Company’s strategic activities, review of financial performance, and monitoring the implementation of business plans, thereby contributing to the achievement of the Company’s sustainable objectives.

4. Financial Disclosures:

The Company disclosed its audited quarterly financial results following their review and approval by the external auditor, as well as the key decisions taken by the Board of Directors. Copies of these results and decisions were submitted to the Securities and Commodities Authority and the Dubai Financial Market.

These measures form part of the Company’s vision to further develop its governance framework, ensuring a high level of transparency, enhancing organizational efficiency, and fulfilling the expectations of shareholders and other stakeholders.



Transactions of the Directors, Their Spouses and Children in Securities During 2025:

Regarding the transactions of board members and their spouses and children in the company's securities during 2025:

#	Name	Position/Relationship	-Shares Owned as of 31 12-2025	Total Purchase	Total Sale
1	Butti Obaid Al Mulla	Chairman of the Board	8,271,570	None	None
2	Obaid Butti Al Mulla	Son of the Chairman	5,000,000	None	None
3	Khalid Abdulwahid Al Rostamani	Vice chairman of the Board	130,670	None	None
4	Mohammed Al Owais	Board Member	297,809	None	None



Composition of the Board of Directors:

The current Board of Directors consists of the following non-executive members

#	Name	Category	Membership period since first Nomination	Experience and Qualifications	The Date of the First Election as a member of the Council
1	Butti Obaid Al Mulla	Non-Independent	34	Below	11/4/1991
2	Khalid Abdulwahid Al Rostamani	Non-Independent	19	Below	29/3/2006
3	Abubakr Abdullah Al Futtaim	Non-Independent	22	Below	25/3/2003
4	Osama Ibrahim Siddiqi	Independent	2	Below	20/3/2024
5	Omar Mohammed Al Falasi	Independent	2	Below	20/3/2024
6	Iman Mahmoud Abdulrazzaq	Independent	2	Below	20/3/2024
7	Mohammed Abde laziz Al Owais	Independent	1	Below	9/4/2025

A) Female representation on the Board of Directors is ensured through the election of Ms. Iman Mahmoud Abdulrazzaq as an Independent Board Member and Chairperson of the Nomination and Remuneration Committee.

B) No female candidate other than Ms. Iman Mahmoud Abdulrazzaq applied for this position in the elections held on 20/03/2024.

C) The General Assembly approved, on 09/04/2025, the appointment of Mr. Mohammed Al Owais as a Non-Executive Independent Board Member, replacing the resigning member Mr. Abdullah Mohammed Al Hariz, who resigned on 10/01/2025, for the remaining term of the current Board.

The term of the Board members, according to the company's articles of association, is three years, and their membership will expire on 19/03/2027.



Membership Selection, Diversity, and Women's Representation:

Dubai Insurance Company places significant importance on promoting the principle of diversity in the composition of its Board of Directors, recognizing the value of having a broad range of expertise, knowledge, and collective skills within the Board. Such diversity positively contributes to enhancing institutional performance, strengthening the governance framework, and ensuring effective guidance and oversight in the decisionmaking process.

The Board comprises members with distinguished academic qualifications and specialized, diverse professional experience directly aligned with the nature of the Company's business. This diversity enriches discussions and provides comprehensive insights that enhance the quality and effectiveness of decisionmaking.

Moreover, a diverse Board enables a deeper understanding of the business environment, supports the efficient identification of potential risks and opportunities, and reinforces sound strategic planning—ultimately contributing to sustainable growth and strengthening the Company's corporate value.

In line with the Company's commitment to the principles of equal opportunity and fairness, it has supported and empowered female representation on the Board of Directors.

Accordingly, the General Assembly elected Ms. Iman Mahmoud Abdulrazzaq as a Board Member and Chairperson of the Nomination and Remuneration Committee. This appointment reflects the Company's conviction in the vital role of women in fostering innovation and establishing an inclusive and balanced work environment, as their presence brings diverse and innovative perspectives that support the achievement of the Company's strategic objectives and balance the decision-making process.

These approaches reflect Dubai Insurance Company's commitment to adopting fair and sustainable governance practices, as well as its dedication to promoting equality and empowering qualified women to assume effective leadership roles that contribute to institutional growth. In compliance with applicable regulatory requirements, the Company adheres to the provisions of Federal Decree-Law No. (32) of 2021 concerning Commercial Companies, the Resolution of the Chairman of the Securities and Commodities Authority No. (3/R.M) of 2020 regarding the adoption of the Corporate Governance Guide for Public Joint Stock Companies, the Corporate Governance Regulation and Standard for Insurance Companies issued by the Central Bank of the United Arab Emirates, in addition to the Company's Articles of Association and their amendments.




Board Members Experiences and Qualifications and Their Membership in Other Companies Boards:



Mr. Butti Obaid Al Mulla:
Chairman of the Board

Holds a Diploma in Business Administration from Newbury College in Boston, United States of America. He possesses extensive professional and commercial experience spanning more than 35 years across several sectors, including banking, finance, hospitality, and investment. He currently holds a number of prominent positions, including Chairman of Mohammed & Obaid Al Mulla Group L.L.C., Vice Chairman of Emirates Islamic Bank, Board Member of Emirates NBD Bank, Board Member of Emaar Properties, and Board Member of Dubai Refreshments Company.



Mr. Abubakr Abdullah Al Futtaim:
Board Member

Holds a bachelor's degree in business administration, earned in 1987 from Macalester College in the United States of America.



Mr. Khalid Abdulwahid Al Rostamani:
Vice Chairman of the Board

Holds a bachelor's degree in business administration (Finance) from George Washington University. He is the Chairman of Abdul Wahid Al Rostamani Group and serves as a Board Member of Dubai Commercial Bank and a Board Member of Etisalat.



Mr. Osama Ibrahim Siddiqi:
Board Member

Holds a bachelor's degree in administrative sciences from the American National University. He also serves as Vice Chairman and Managing Director of Siddiqui Holding Company Group.



5



Dr. Omar Mohammed Al Falasi
Board Member

Holds a Doctorate in Business Administration from Ain Shams University, Egypt. He also serves as General Manager of Mohammed Al Qaisi Real Estate Establishment.

6



Ms. Iman Mahmoud Abdulrazzaq
Board Member

Holds a bachelor's degree in Business Administration from the Higher Colleges of Technology in the UAE. She is the Group Chief Operating Officer and Group Chief Human Resources Officer at Emirates NBD Group and a Board Member of Dubai Insurance Company.

7



Mr. Mohammed Al Owais
Board Member

Board Member with extensive experience spanning over 15 years in executive positions across the food production and distribution, logistics, real estate, and financial services sectors. He currently serves as Vice Chairman and Board Member of United Foods Company PJSC and is also a Board Member and Audit Committee Member at Oman Refreshments Company.



Board Members’ Remuneration:

Board members’ remuneration is distributed as a percentage of the annual net profits. The Company may also pay additional expenses, fees, or a monthly salary as determined by the Board of Directors to any member who serves on a committee, exerts special efforts, or performs additional work for the Company beyond their ordinary duties as a Board member. In all cases, the total remuneration of the Board members shall not exceed 10% of the net profit after deducting depreciation and reserves, and after distributing a minimum of 5% of the capital to shareholders.

The total Board members’ remuneration paid for the year 2025 is not yet determined. The proposed Board members’ remuneration for 2025 will be disclosed once it is approved by the Board.

Attendance Allowances: The Board of Directors decided that committee attendance allowances shall be AED 7,500 for committee members per meeting and AED 10,000 for committee chairs per meeting, effective from the date of the current Board election on 20/03/2024.

Attendance allowances were limited to the Audit Committee and the Risk Management Committee and Remuneration Committee meetings.

Audit Committee

Name	Position	Allowance per Meeting	Number of Meetings
Dr. Omar Mohammed Al Falasi	Committee Chair	AED 10,000	5
Abubakr Abdullah Al Futtaim	Member	AED 7,500	5
Mohammed Al Owais	Member	AED 7,500	4
Total Allowances	AED 117,500		



Risk Management Committee

Name	Position	Allowance per Meeting	Number of Meetings
Osama Ibrahim Siddiqi	Committee Chair	AED 10,000	4
Khalid Abdulwahid Al Rostamani	Member	AED 7,500	4
Iman Mahmoud Abdulrazzaq	Member	AED 7,500	4
Total Allowances	AED 100,000		

Nomination and Remuneration Committee

Name	Position	Allowance per Meeting	Number of Meetings
Ms. Iman Mahmoud Abdulrazzaq	Committ ee Chair	AED 10,000	3
Dr. Omar Mohammed Al Falasi	Member	AED 7,500	3
Abubakr Abdullah Al Futtaim	Member	AED 7,500	3
Total Allowances	AED 75,000		



Board Meetings

The Board of Directors held six meetings in 2025 on the following dates:

Meeting Date	Number of Attendees	Number of Proxy Attendees	Names of Absent Members
20/2/2025	5	0	Khalid Abdulwahid Al Rostamani
9/4/2025	6	0	Khalid Abdulwahid Al Rostamani
12/5/2025	7	0	None
31/7/2025	4	0	Khalid Abdulwahid Al Rostamani, Iman Mahmoud Abdulrazzaq, Osama Ibrahim Siddiqi
10/11/2025	7	0	None
23/12/2025	7	0	None

Resolution was passed by circulation on 10/01/2025 approving the acceptance of the resignation submitted by former Board Member Mr. Abdullah Mohammed Al Hareez, effective as of 07/01/2025. The Board further resolved to appoint Mr. Mohammed Abdulaziz Al Owais as an Independent Member of the Company’s Board of Directors and as a Member of the Audit Committee.

- A resolution was passed by circulation on 26/02/2025 approving the recommendation to the General Assembly to appoint Ernst & Young as the Company’s external auditor for the financial year 2025, based on the recommendation of the Audit Committee.
- A resolution was passed by circulation on 14/05/2025 approving the sale of the Companyowned plot of land No. 6117229, located in the Meydan Horizon area, for a total amount of AED 58,000,000.

According to the articles of association of Dubai Insurance Company, the CEO is authorized to sign all documents and contracts in the company's interest and manage all its affairs under the authorization granted by the Chairman of the Board. The CEO is also the legal representative according to the company's articles of association.



The Company’s Transactions with the Stakeholders and Related Parties During 2025:

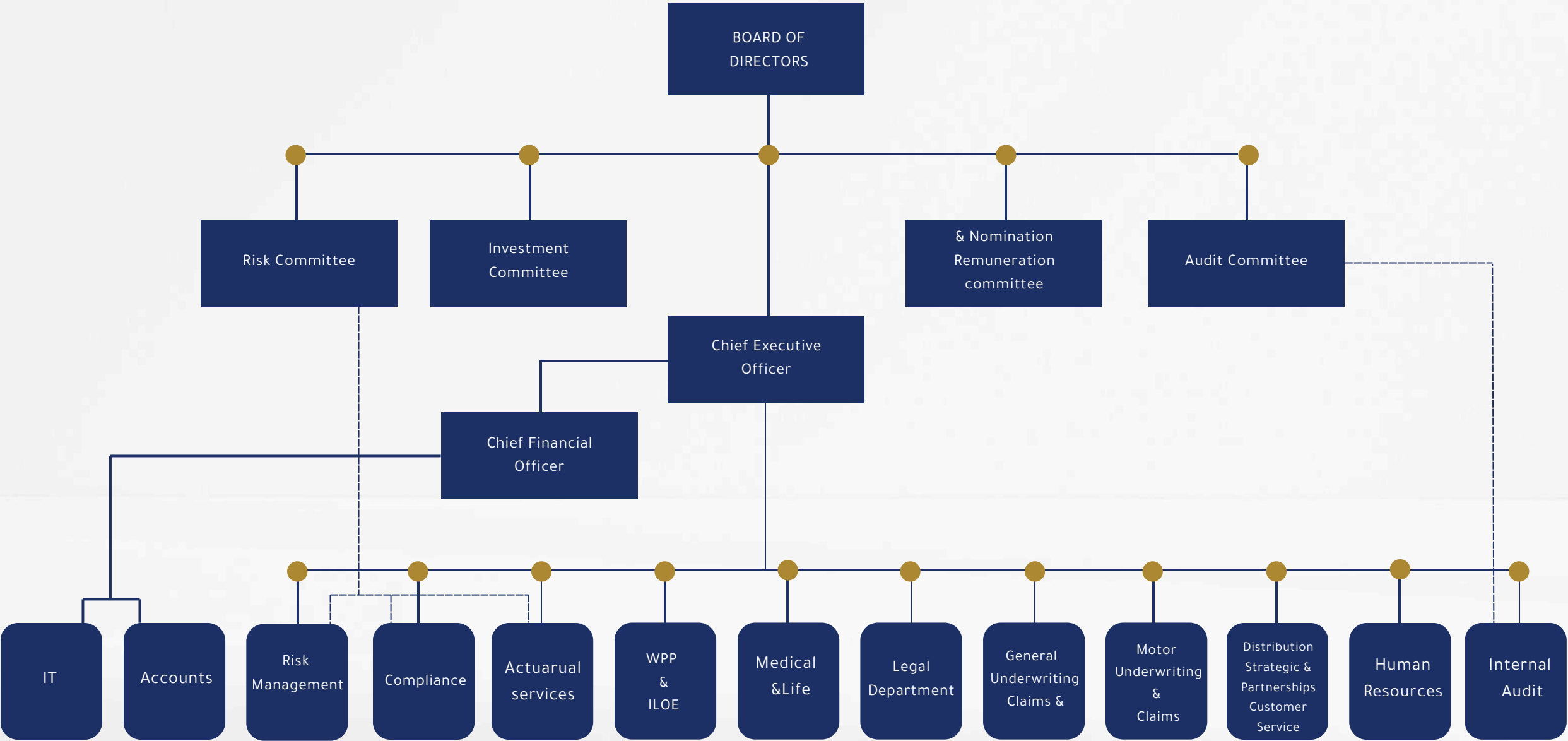
#	Names of Related Parties	Transaction Value (AED)	Nature of Interest
1	Mohammed and Obaid Al Mulla Group	12,211,248	premiums (Except life & Medical)
		4,481,051	Paid claims
		4,645,042	Outstanding claims
		345,500	Rent payments
		58,500	Rental income
2	Abdulwahid Al Rostamani Group	456,706	premiums (Except life & Medical)
		5,788,185	Paid claims
		7,020,588	Outstanding claims
3	Al Rostamani Group	1,356,538	premiums (Except life & Medical)
		109,855	Paid claims
		90,745	Outstanding claims
4	Abubakr Abdullah Al Futtaim	33,340	premiums (Except life & Medical)
5	Osama Ibrahim Ahmed Siddiqi	96,729	premiums (Except life & Medical)



Board of Directors Evaluation:

The Nomination and Remuneration Committee conducted an evaluation of the members of the Board of Directors and its subcommittees by distributing an assessment form to all members, to be completed independently by each member. The evaluation results reflected overall satisfaction with the performance of the Board and its committees, confirming that their duties are carried out in accordance with the highest standards of independence and transparency, with no negative observations reported.

The Company Organizational Structure:





Detailed Description of the Senior Executives Positions, appointment Date , and Total Salaries and Remuneration:

#	Position	Appointment Date
1	CEO	17/7/2006
2	CFO	13/8/2006
3	Head of Legal Department	23/5/2010
4	Head of Compliance Department	29/1/2025
5	Head of Motor Departement	27/10/2015
6	Director - Life & Medical Departement	2/6/2019
7	Director- WPP • Workers Protection Program	5/1/2021

The total salaries paid in 2025 to senior executive management amounted to approximately AED 7,4 million. The Company follows a total compensation system, which includes aggregated monthly allowances in addition to the basic salary. The performance bonus constitutes the variable component; it should be noted that the total bonuses paid for 2025 have not yet been determined.

The Company implements a compensation policy designed to retain and motivate high-performing employees while encouraging the recruitment of talented individuals. The policy takes into account criteria to measure the efficiency and performance of the Company's departments and employees in achieving targets within acceptable levels of risk tolerance, with performance evaluated based on both financial and non-financial metrics.



External Auditor - Ernst & Young (EY):

About the External Auditor:

The Company’s auditors are from one of the largest accounting and auditing firms in the world, with branches in more than 150 countries. During the General Assembly meeting held on 09/04/2025, the shareholders elected Ernst & Young (EY) to carry out the financial auditing and verification of the Company’s financial statements, including payments, expenses, and profits. Their role also includes ensuring that all documents and records are properly archived and indexed, and verifying that all activities performed by the Company’s Finance Department comply with national laws and international accounting standards.

Auditor’s Fees:

Ernst & Young	Audit Firm Name
1	Number of Years as External Auditor for the Company
AED 923,300	Total Audit Fees for Financial Statements for 2024
AED 73,990	Fees and Costs for Other Non-Audit Services for 2024
Additional copies and translation of data	Details and Nature of Other Services Provided
None	Services from Another External Auditor

Auditor’s Reservations on Interim/Annual Financial Statements:None



Board Committees

Audit Committee:

A - As part of his role as Chairman of the Audit Committee, Dr. Omar Al Falasi is responsible for ensuring the overall effectiveness of the committee and that it properly complies with all its stated objectives.

B - The committee consists of the following members:

- Dr. Omar Mohammad Ali Alfalasi - Chairman of the committee/Independent
- Mr. Abubakr Abdulla Al Futtaim- Member/Non-Independent
- Mr. Mohammed Abdel Aziz Al Owais- Member/Independent (From 12th May, 2025)

Annual Audit Committee Report for 2025:

1- Key Issues Related to Financial Statements and How They Were Addressed:

The Audit Committee reviewed significant issues related to the interim and final financial statements for 2025, which included assessing the fairness of the presentation of financial statement items and ensuring compliance with International Financial Reporting Standards (IFRS). The committee discussed these issues with management, external auditors, and the actuary, ensuring that these matters were addressed following the applicable regulatory framework and international standards.



2- Evaluation of the Independence and Effectiveness of the External Audit Process:

The committee evaluated the independence and effectiveness of the external audit firm based on performance and compliance standards. The approach to appointing or reappointing the external auditor was reviewed, and the committee confirmed that the appointment was made following applicable regulations and internal procedures.

3- Committee Recommendation on the Appointment of the External Auditor:

The committee recommended to the Board of Directors to nominate Ernst & Young (EY) to the General Assembly for reappointment as the external auditor for 2025, based on the committee's evaluation of their proposal, professional reputation, effective performance, and adherence to international standards. The Board of Directors did not object to this recommendation.

4- Ensuring the Independence of the External Auditor:

To ensure the independence of the external auditor when providing non-audit services, the committee continuously monitors that additional services do not conflict with the nature of audit work. Prior approval from the committee is obtained for all non-audit services. It is noted that no non-audit services were provided during the year.

5- Monitoring Internal Control or Financial Statement Deficiencies:

In the event of identifying deficiencies in internal control or financial statements, the committee takes corrective actions, including coordinating with senior management to develop a comprehensive remediation plan and regularly monitoring its implementation to ensure improved internal control effectiveness.

6- Review of Internal Auditor Reports:

The committee reviewed reports issued by the internal auditor and confirmed that these reports did not reveal any significant violations or risks. Necessary actions were taken to address identified weaknesses.

7- Corrective Action Plan:

In the event of significant deficiencies in internal control systems or financial statements, a comprehensive corrective action plan is prepared, including redesigning procedures and training employees. The committee monitors the implementation of this plan to ensure improved operational efficiency.

8- Review of Transactions with Related Parties:

The committee reviewed all transactions with related parties and ensured their compliance with applicable laws and regulations. No significant violations were identified, and recommendations were issued to ensure continuous transparency and compliance.

9- Disclosure of the Audit Committee's Execution of Responsibilities Assigned by the Board of Directors:

The Audit Committee executed all tasks and responsibilities assigned by the Board of Directors in accordance with approved policies and systems. The committee also monitored significant issues related to compliance and governance, overseeing technical, investment, and administrative activities to achieve the company's objectives and support internal control efforts.

10- Committee Recommendation for Approval of Its Charter:

The Audit Committee recommended to the Board of Directors to approve the committee's charter after reviewing it and ensuring its compliance with legislative requirements and international standards. Priority was given to clarifying the committee's powers and areas of competence to enhance transparency and compliance.



11- Description of the Internal Auditor’s Relationship with the Audit Committee:

The internal auditor reports directly to the Audit Committee to ensure the independence of operations and enhance the effectiveness of internal control. The internal auditor submits periodic reports to the committee, enabling the committee to monitor operational activities, identify risks, and implement necessary measures to address them.

12- Statement of the Committee’s Compliance with Applicable Laws and Regulations:

The Audit Committee confirms its full commitment to complying with all applicable laws, regulations, and legislation. The committee regularly reviews regulatory requirements and ensures their integration into the company’s policies and procedures to ensure continuous compliance.

13- Statement of No Additional Tasks Assigned to the Committee:


The Audit Committee clarifies that no additional tasks outside its defined scope of responsibilities were assigned to it. The committee focused solely on its core tasks to ensure achieving its objectives efficiently and transparently.

14- Review of the Integrated Report and Recommendation for Board Approval:

The committee reviewed the company’s integrated report. After verifying its accuracy and compliance with regulatory requirements and international financial reporting standards (IFRS), the committee recommended the Board of Directors approve and adopt it.



The Audit Committee held Five meetings in 2025 on the following dates:



#	Meeting Date	Names of Absent Members
1	20/2/2025	None
2	12/5/2025	None
3	31/7/2025	None
4	10/11/2025	None
5	29/12/2025	None



Nomination and Remuneration Committee:

Ms. Iman Mahmoud Abdulrazzaq Chairperson of the Nomination and Remuneration Committee, acknowledges her responsibility for the Committee’s system within the Company, including reviewing its operations and ensuring its effectiveness.

The Committee is composed of the following members:

- 1. Ms. Iman Mahmoud Abdulrazzaq - Chairman of the committee / Independent Member
- 2. Mr. Abubakr Abdullah Al Futtaim - Member / Non-Independent
- 3. Mr. Omar Mohammed Al Falasi - Member / Independent

The Committee’s roles and responsibilities are as follows:

- 1. Continuously ensure the independence of independent members.
- 2. Develop the policy for granting remuneration, benefits, incentives, and salaries for the Company’s Board members and employees, and review it annually. The Committee must ensure that the remuneration and benefits granted to the senior executive management are reasonable and commensurate with the Company’s performance.
- 3. Identify the Company’s needs for qualified personnel at the senior executive and employee levels and establish criteria for their selection.
- 4. Develop the Company’s human resources and training policy, monitor its implementation, and review it annually.
- 5. Organize and oversee the procedures related to nominations for Board membership in compliance with applicable laws, regulations, and the provisions of this resolution.

The Nomination and Remuneration Committee held three meetings during 2025 on the dates shown below:

#	Meeting Date	Names of Absent Members
1	5/2/2025	None
2	9/4/2025	None
3	23/12/2025	None



Investment Committee:

The Investment Committee assists the Board of Directors in overseeing, monitoring, and evaluating the Company’s investments. The Committee also organizes and supervises the Company’s investment plan and strategy to serve the interests of the shareholders.

Key Responsibilities:

- Develop the investment strategy and policy for approval by the Board of Directors.
- Establish investment principles, including asset allocation.
- Review and monitor investments.
- Exercise oversight of strategic investment activities related to the optimal use of capital.

The Committee is composed of the following members:

1. Mr. Khalid Abdulwahid Al Rostamani - Chairman of the committee / Non-Independent
2. Mr. Butti Obaid Al Mulla- Member / Non-Independent
3. Mr. Osama Ibrahim Siddiqi - Member / Independent

As part of his role as Chairman of the Investment Committee, Mr. Khalid Al Rostamani is responsible for ensuring the overall effectiveness of the Committee and that it properly complies with all its stated objectives.



Risk Management Committee:

The Risk Management Committee assists the Board of Directors effectively by providing leadership, guidance, and oversight over the Company's risk acceptance, tolerance, and management framework.

Key Responsibilities:

- Recommend the risk appetite that the Company can bear.
- Assess and review the effectiveness and design of the risk management framework and its impact on the Company's activities.
- Provide independent and objective advice to support the development of Board policies and monitor the Company's activities.

The Committee is composed of the following members:

1. Mr. Osama Ibrahim Ahmed Siddiqi - Chairman of the committee / Independent
2. Ms. Iman Mahmoud Abdulrazzaq - Member / Independent
3. Mr. Khalid Abdulwahid Al Rostamani - Member / Non-Independent

As part of his role as Chairman of the Risk Management Committee, Mr. Osama Siddiqui is responsible for ensuring the overall effectiveness of the Committee and that it properly complies with all its stated objectives.



The Risk Management Committee held four meetings during 2025 on the dates shown below:

#	Meeting Date	Names of Absent Members
1	20/2/2025	Khalid Abdulwahid Al Rostamani
2	12/5/2025	None
3	10/11/2025	None
4	23/12/2025	None

Board Risk Management Committee Agenda and the Enterprise Risk Management Framework - Dubai Insurance Company

The Board’s Risk Management Committee agenda includes the following items:

- Supervision of updates to the Risk Register, covering: technical risks, market risks, credit risks, operational risks, liquidity risks, and strategic risks.
- Follow-up on periodic updates regarding risk management methods and controls.
- Updating the Emerging Risks Register to ensure the Company can assess the potential impact on its activities.
- Assessing financial solvency, including monitoring solvency levels throughout the year and any changes in risks measured under solvency requirements.
- Reviewing the Risk and Solvency Assessment Report and evaluating the effectiveness of the risk management framework.
- Reviewing the recovery planning report and assessing compliance with Central Bank requirements in this regard.
- Monitoring updates on legislative frameworks and regulatory requirements, including corporate governance, risk management, and internal controls.

**Key Risk Exposures under Committee Oversight:**

- Enhancing reinsurance risk monitoring to effectively measure and control credit risk exposure.
- Profitability of certain insurance branches, including Medical and motor insurance, and assessing risks related to the nature of those branches' operations.
- Diversifying the insurance portfolio structure to mitigate potential concentration risks.
- Assessing the impact of regulatory changes on operations.

Additional Risk Management Measures and Focus for the Next 12 Months:

- Governance: Strengthening the risk management framework to align Committee mandates with Central Bank requirements, fraud risk frameworks, and asset-liability management.
- Capital Management: Enhancing capital allocation approaches and risk-adjusted return strategies to monitor risks and support decision-making, including optimizing capital use and risk assessment.
- Stress Testing: Monitoring stress test results for material risks, expanding operational, climate change, and other emerging risks, and conducting market-wide scenario testing in line with regulatory requirements.
- Solvency and Capital Adequacy: Assessing capital adequacy and diversifying risks across technical and investment activities.
- Insurance Risks: Strengthening tools to monitor concentration/aggregation risks and enhancing portfolio diversification.
- Market Risks: Efficiently managing investment portfolio risks to reduce capital requirements and enhance asset-liability management oversight.
- Credit Risks: Continued focus on improving receivables management and strengthening reinsurance risk analysis.
- Operational Risks: Activating governance, risk management, and compliance tools to enhance risk oversight; integrating self-assessment processes for controls and risks across all activities and insurance branches; and continuing to develop risk incident reporting to promote a culture of self-compliance, while monitoring business continuity and strengthening disaster recovery plans to ensure operational resilience.



Key Risk Exposure Points and Risk Management Strategies:

The Company implements an effective strategy to manage a wide range of business risks across sectors and geographies, aiming to reduce material risk exposure within acceptable limits while leveraging diversification. This strategy ensures policyholder protection, maintains solvency and capital adequacy, and supports the Company’s objectives by setting appropriate limits and standards to monitor these risks.

Risk exposure is monitored across all sectors and regions, supported by an organized framework for aggregating risks and monitoring concentration. An effective reinsurance strategy has been established to mitigate impacts and control exposure to material risks.

Purpose, Strategies, Structures, Associated Risks, and Controls:

The Company maintains a comprehensive risk management framework aimed at:

- Identifying, assessing, and managing risks associated with its operations, including all technical and financial risks.
- Ensuring financial stability and meeting solvency and liquidity requirements.
- Complying with regulatory requirements and enhancing transparency.
- Embedding a proactive risk management culture across all activities and operations.

Risk Management Structure and Strategies Include:

- 1-** Strengthening governance by clearly defining and distributing responsibilities and authorities, providing sufficient tools for risk oversight, management, and corrective actions.
- The Board Risk Committee oversees the effectiveness of the risk management framework and policies.
 - The Risk Management Department is responsible for independent assessment, identification, and management of the Company’s risk data and providing sufficient information to the Board. The Risk Manager reports directly to the Board Risk Committee, independent of executive management influence.
 - The Company applies the Three Lines of Defense risk management model, distributing responsibilities across three levels to ensure a strong and effective control environment, with senior management actively supporting the framework:



- **First Line:** Technical, financial, and administrative departments managing day-to-day risks per Company policies.
- **Second Line:** Risk management, compliance, and actuarial functions performing periodic risk assessments, ensuring regulatory compliance, and guiding departments on adherence to laws, regulations, and internal standards.
- **Third Line:** Internal audit providing independent evaluation of the effectiveness of internal controls and risk management.

2- The Company adopts a risk management strategy aligned with its plans to ensure sustainable profitability, meet policyholder obligations, and achieve adequate shareholder returns. Key features of this strategy include:

- Proactive risk identification and assessment through scenario analysis.
- Risk analysis for different business types, including claim frequency and severity.
- Prudential risk selection and conservative underwriting policies, including pricing models.
- Diversification strategies through new insurance products and adequate reinsurance arrangements to avoid portfolio concentration.
- Investigation of fraud and misuse as monitoring and mitigation tools.
- Risk reporting and monitoring of key risk indicators using data analysis to improve risk assessment.
- Stress testing and scenario analysis to identify gaps and assess mitigation plans.
- Emergency response plans for potential crises and disruptions.
- Managing capital adequacy and solvency requirements.

Forward-Looking Statements and Anticipated Risk Factors:

- As part of its proactive risk strategy, the Company continuously identifies emerging risks and develops mitigation plans. Key areas of focus include climate change, technology failures, cybersecurity, geopolitical events, and other emerging risks. These areas receive heightened attention.



Internal Control System:

The Board of Directors approved the company's internal control system and is responsible for it, reviewing its mechanism and ensuring its effectiveness. For this purpose, the Internal Control Department was established on 27/10/2010, reporting directly to the board, with defined tasks and duties as follows:

- Monitoring work progress and quality through a comprehensive schedule covering all activities, focusing on the control aspect.
- Selecting different samples of documents and conducting various interviews with employees for evaluation and monitoring purposes.
- Examining and evaluating documents and procedures, ensuring their compliance with legal requirements and applicable regulations.
- Submitting reports to the Board of Directors to highlight weaknesses and deficiencies, providing recommendations and proposals for addressing them.
- Discussing identified errors with department heads and how to address them, providing suggestions.
- Monitoring compliance with internal auditor recommendations and directives.
- Monitoring compliance with the procedure's manual and service contracts for each department.
- Ensuring the management information system, quality control, and work procedures are addressed.
- Ensuring the client complies with their obligations and that all required documents are filed in their record.
- Ensuring documents related to client studies and surveys are updated and filed in the relevant department and the control department.
- The Internal Control Department and the Audit Committee, on behalf of the Board of Directors, regularly monitor the internal control environment within the company. The department meets with the committee approximately every three months to review reports and proposed recommendations in this regard, auditing the compliance of the company's departments and divisions with senior management's instructions and its specific goals and policies.

Since 6/4/2010, the Internal Control Department has been headed by Ms. Garene Dias, an Indian national, with the following qualifications and experience:

Qualifications:

- Internal Auditor, LRQA, Lloyd's Register Quality Assurance - Dubai.
- Associate of the Insurance Institute of India - General Insurance.
- Bachelor of Arts - Osmania University - India.
- Diploma in Commercial Practice - Kamala Nehru Polytechnic - India.



Experience:

- Director of Internal Audit at Dubai Insurance Company since 2010.
- Internal Audit Manager at Oman Insurance Company (2006-2009).
- Underwriting and Claims Manager - New India Assurance Company (1993-2006).

How the Internal Audit Department Handles Major Issues:

In the event of an emergency or major issue or disclosure of such an issue through reports and annual accounts, the department identifies the problem/emergency or assesses its impact on the company and calls for an urgent Audit Committee meeting to review the issue, its causes, ways to address and mitigate its effects, and measures to prevent its recurrence in the future, providing recommendations to the Board of Directors for appropriate decision-making. It is noted that the company did not face any major issues during 2025.

The number of reports issued by the Internal Audit Department to the Board of Directors is 12 reports.

Compliance Department:

- The Compliance function at Dubai Insurance Company is responsible for ensuring the company's compliance with all applicable laws and regulations in conducting its business.
 - Mr. Raafat Hamad heads the Compliance Department, responsible for verifying the company's and its employees' compliance with applicable laws and regulations in the country.
-



Violations Committed in 2025:

A fine of 150,000 AED was paid to the Department of Health.

Cash and In-Kind Contributions to Local Community Development in 2025:

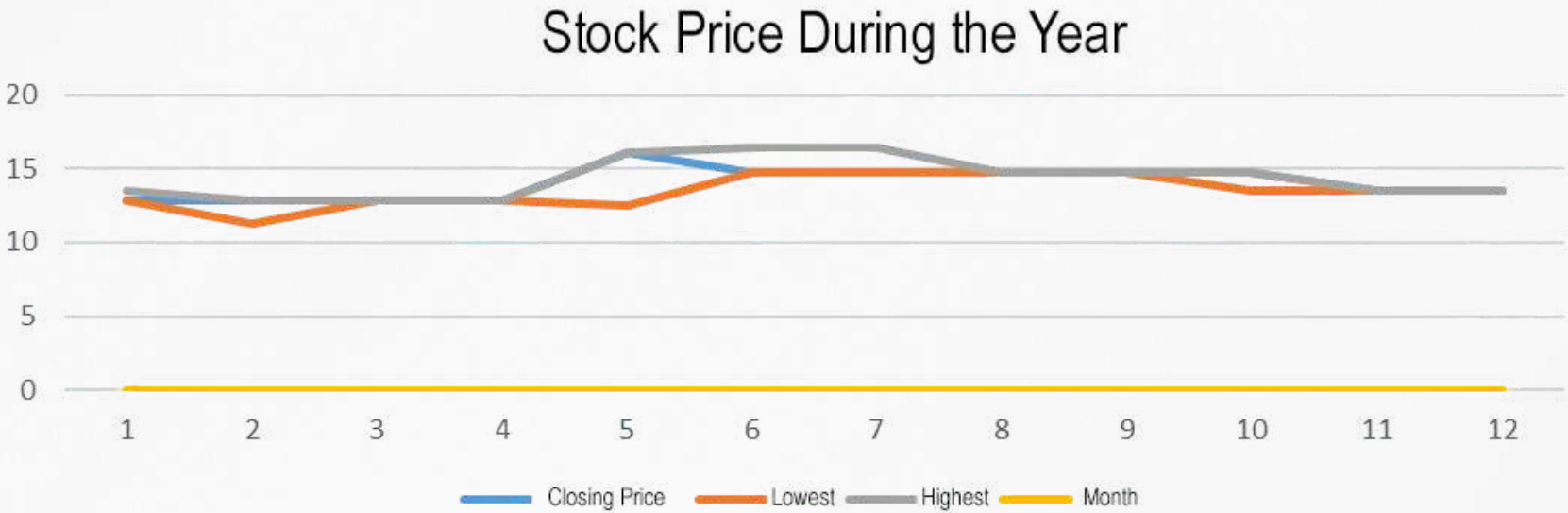
- Sponsorship of the Emirates Award for Labor Market Leadership in 2025 with an amount of AED 500,000
- Sponsorship of the WORLD MENTAL HEALTH DAY organized for the GDRFA members an amount of AED106,141
- Sponsorship of the Event - IBG EVENT-OPEN FINANCE IN INSURANCE with an amount of AED 8320
- Sponsorship of the 32nd Annual Insurance Meeting (GIMIC) with an amount of AED 26,000.
- Sponsorship of the REWARD FOR SHARJAH TAXI DRIVERS with an amount of AED 30,000
- Donation to Islamic affairs and charitable activities department for the year 2025 1,000,000 AWD (One million dirham)
- Renewal of the discount card subscription (Esaad) for the benefit of all company employees, providing discounts for cardholders.
- Participation in the "Dubai Run 2025" challenge.
- Covering the costs of the social activity chosen by each department's employees for interaction among colleagues.
- Organizing a collective Iftar for company employees during the holy month of Ramadan.
- Providing 20 free motor vehicle insurance policies under the Esaad Program - Dubai, designated for people of determination and low-income individuals.



General Information:

A - Statement of the Company's Share Price in the Market (Highest and Lowest Price) at the End of Each Month During the Fiscal Year 2025 (According to the Dubai Financial Market):

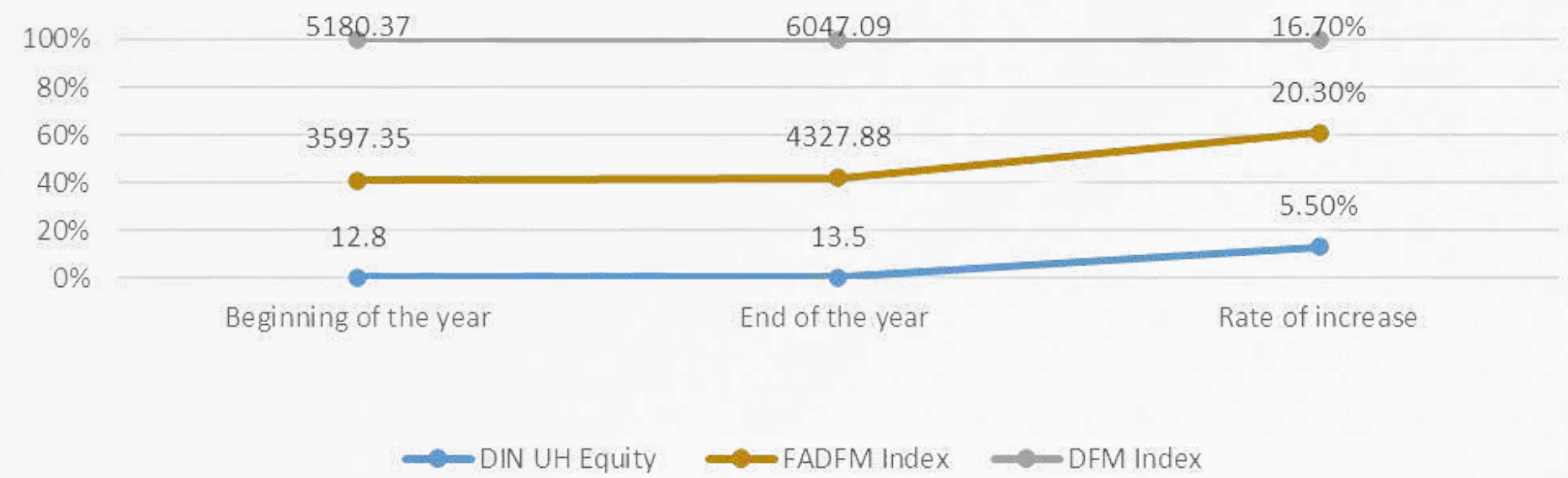
Month	Highest Price	Lowest Price	Closing Price
January	13.500	12.800	12.8
February	12.900	11.300	12.9
March	12.900	12.900	12.9
April	No trading	No trading	12.9
May	16.100	12.500	16.1
June	16.400	14.800	14.8
July	No trading	No trading	14.8
August	14.800	14.800	14.8
September	No trading	No trading	14.8
October	14.800	13.500	14.8
November	13.500	13.500	13.5
December	No trading	No trading	13.5





Comparative Performance Statement of the Company’s Share with the General Market Index and the Sector Index to Which the Company Belongs:

- The general index of Dubai Insurance Company's share price at the beginning of 2025 was AED 12.800 and at the end of 2025 was AED 13.5, an increase of 5.5% during the year.
- The financial sector index at the beginning of 2025 was AED 3597.35 and at the end of 2025 was AED 4327.88, an increase of 20.3% during the year.
- The Dubai Financial Market index at the beginning of 2025 was AED 5180.37 and at the end of 2025 was AED 6047.09, an increase of 16.7% during the year.





Statement of Shareholder Ownership Distribution as of 31/12/2025 (Individuals, Companies, Governments) Classified as Local, Gulf, Arab, Foreign:

Sector	Local	Gulf	Arabic	Foreign
Individuals	52%	1%	1%	0%
Companies	46%	0%	0%	0%
Governments	0%	0%	0%	0%



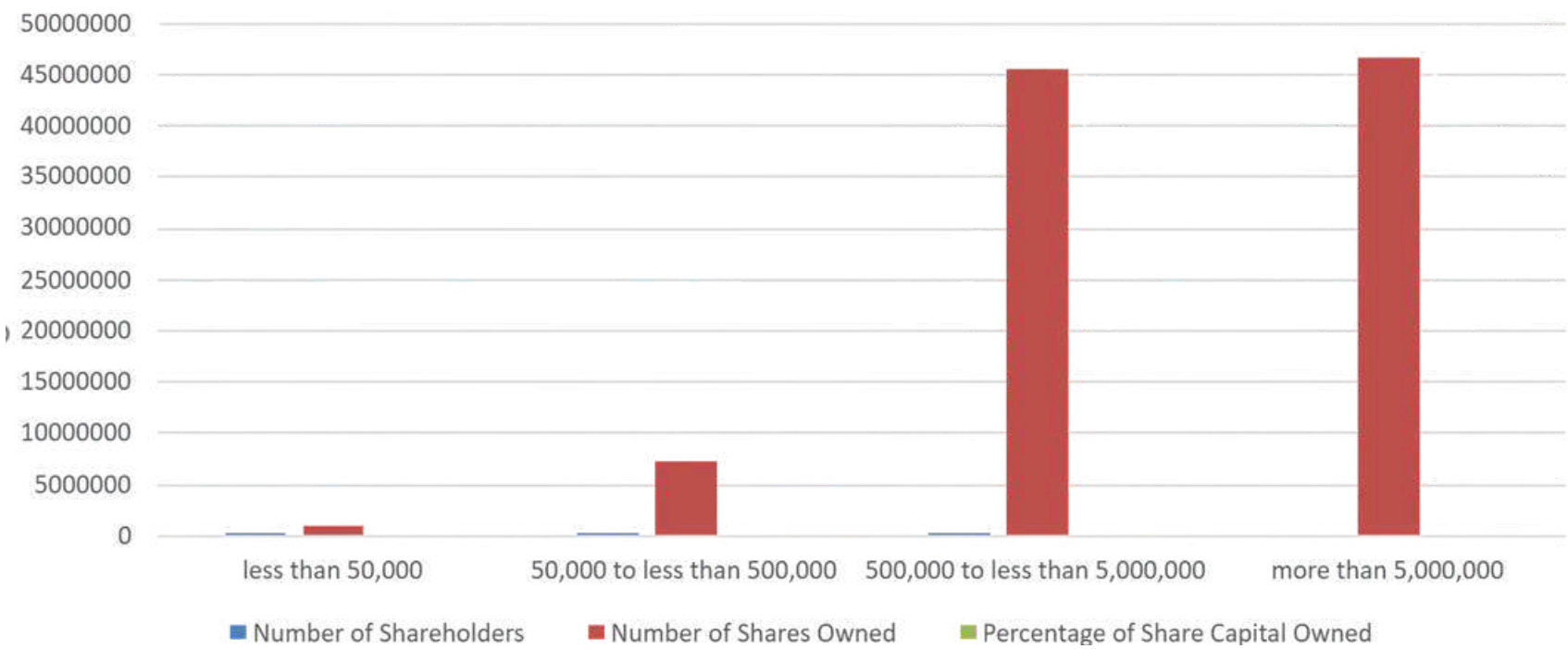
Statement of Shareholders Owning 5% or more of the Capital as of 31/12/2025:

Name	Nationality	Number of Shares Owned	Percentage of Capital
Abdulwahid Al Rostamani Group LLC	UAE	17,706,654	17.7%
Mohammed and Obaid Al Mulla Group LLC	UAE	8,447,270	8.4%
Butti Obaid Butti Al Mulla	UAE	8,271,570	8.2%
Al Futtaim Private Company LLC	UAE	7,195,200	7.1%
Mona Hassan Ali Saleh	UAE	5,034,340	5%
Saeed Ahmed Omran Al Mazrouei	UAE	5,000,000	5%
Obaid Butti Obaid Al Mulla	UAE	5,000,000	5%
Total		56,655,034	56.6%



Statement of Share Distribution According to Ownership Size as of 31/12/2025:

#	Share Ownership (Shares)	Number of Shareholders	Number of Shares Owned	Percentage of Capital
1	Less than 50,000	70	818,178	1%
2	50,000 to Less than 500,000	56	7,047,132	7%
3	500,000 to 5,000,000	23	45,459,635	45.4%
4	More than 5,000,000	5	46,655,034	46.6%





Investor Relations Officer:

Mr. Sahm Abdelhaq can be contacted at phone number 042693030, extension 158, or via email at abdelheq.s@dubins.ae.

- The company's financial statements, general assembly meeting minutes, board reports, governance reports, and other information for previous years, as well as contact details for the investor relations officer, are available on the company's website in the investor relations section: <https://www.dubins.ae/investor>

Board Meeting Secretary:

- Ms. Athari Qasim, appointed on 4/11/2020, holds a bachelor's degree in law from Shatt Al-Arab University - Basra in 1999 and practiced law in Iraq through her membership in the Iraqi Bar Association.
- Her duties include directing invitations for board and committee meetings, recording meeting minutes, maintaining records, and following up on issued decisions.

No significant events occurred in the company during 2025.

Statement of Transactions Conducted by the Company with Related Parties Equal to 5% or More of the Capital:None

Emiratization Rate in the Company for the Following Years:

2023	2024	2025
32%	33%	35%



Statement of Innovative Projects and Initiatives Undertaken by the Company or Under Development in 2025:

Health Insurance Product for Workers in Private Sector Establishments and Domestic Workers in the Northern Emirates:

Based on the Cabinet's decision to establish a health insurance system for workers registered with private sector companies and establishments, as well as domestic helpers in the Emirates where no health insurance systems were available for these workers (Sharjah, Ajman, Umm Al Quwain, Ras Al Khaimah, and Fujairah), the health insurance system was launched in these Emirates in 2025 under the supervision of the Ministry of Human Resources and Emiratisation, in cooperation with the Federal Authority for Identity and Citizenship, Customs and Port Security, and the Ministry of Health and Prevention.

Due to the ongoing success and outstanding performance of Dubai Insurance Company, the Company was selected to manage the health insurance program for private sector workers and domestic helpers in the Northern Emirates, on behalf of ten other insurance companies. This program provides insurance coverage for workers registered with private establishments, as well as domestic workers in the Emirates where no health insurance system exists for this category, namely: Sharjah, Ajman, Umm Al Quwain, Ras Al Khaimah, and Fujairah. The objectives of this program are to:

- Support worker welfare by providing a comprehensive healthcare system.
- Enhance the competitiveness of the UAE labor market.
- Reduce the financial burden associated with medical treatment and unpaid sick leave for uninsured workers.

In 2025, the program was developed further by allowing participants to pay the insurance premium in two installments instead of a single full payment, helping to ease the financial burden on participants. Additionally, the network of healthcare service providers was expanded to include over 380 providers, increasing the options available to participants.



• **Workers Protection Insurance Product:**

In 2025, the operational systems and the technical integration mechanisms with the Ministry of Human Resources and Emiratization were modified, enabling the submission of financial claims in bulk and the issuance of travel tickets collectively through the system. Additionally, in collaboration with the Ministry and the Federal Authority for Identity and Citizenship, as well as Customs and Port Security, the “Emirates Workforce” and “Citizen Workforce” packages were launched, supporting the UAE’s initiatives to eliminate bureaucracy.

Work teams were also developed and provided with training courses based on best practices to enhance the level of services offered. Notably, the automation of operational processes for claims under this product helped save over 230,000 sheets of paper, thanks to the system’s archiving and technical integration features.

Finally, due to the quality of services provided, the Company was honored as the Insurance Pool Manager for the Workers Protection Insurance product by the Abu Dhabi Courts.

• **Unemployment Insurance Product:**

In 2025, the claims review process was enhanced by establishing the appropriate infrastructure to utilize Artificial Intelligence (AI) mechanisms, resulting in faster claims processing and improved service quality. Performance indicators for work teams were also improved by more than 50%.

Additionally, in collaboration with the Ministry of Human Resources and Emiratization and the Federal Authority for Identity and Citizenship, as well as Customs and Port Security, the “Emirates Workforce” and “Citizen Workforce” packages were launched, supporting the UAE’s initiatives to eliminate bureaucracy. The system’s archiving and technical integration features saved approximately 3.2 million sheets of paper.



Statement of Achievements at the Company and Employee Levels:

- Dubai Insurance Company - PSC has been awarded the Nafis Award Cycle 2024-2025 as the third-place winner in the small establishment category
- The Company's credit rating, upgraded by AM BEST in 2024, was reaffirmed at A (Excellent), with a long-term credit rating of "A" (Excellent) and a stable outlook. This rating confirms the Company's financial strength and the growing confidence in its diverse insurance products, as the Company continues its strategic approach and strives to maintain its leading position.

Finally, the Board of Directors of Dubai Insurance Company is fully committed to achieving the highest standards of compliance with the laws and regulations in force in the United Arab Emirates.

Budi Albrechts
Feb 17, 2026 7:42 PM GST



Signature of the Chairman of the
Board of Directors



Signature of the Manager of Internal
Audit Department

Eman Abdulrazzaq
Feb 16, 2026 12:7 PM GST

Eman Abdulrazzaq

Signature of the Chairman of the
Nomination and Remuneration Committee



Omar alqalzi
Feb 16, 2026 1:19 PM GST

Signature of the Chairman
Of the Audit Committee



دبي للتأمين
DUBAI INSURANCE
CARE & COMMITMENT SINCE 1970

SUSTAINABILITY **REPORT** 20 25

www.dubins.ae

TABLE OF CONTENTS:



Introduction

Message from CEO
About this Report



Business Overview

About DIN
Vision, Mission and Values
Key Highlights
Awards & Membership



Ethical Governance

Board of Directors and Board Committees
Organizational Structure
Role of the Highest Governance Body
Ethics and Corruption
Customer Privacy and Data Security



Sustainability at DIN

Sustainability Committee
Commitment to SDGs and GRI
Stakeholder Engagement
Materiality Assessment



Environment

GHG Emission Analysis
Energy Management
Water and Effluents
Waste Management



Social

Building an Inclusive Workforce
Embracing Global Talent
Employee Retention
Health And Wellbeing
Learning & Development
Emiratization
Developing our communities



GRI Content Index

Disclosure of GRI standards & indicators



Introduction

Message from CEO | 04 |
About this Report | 05 |

Dear Stakeholders,

It is my privilege to share an important milestone in **Dubai Insurance's (DIN)** ongoing journey toward becoming a **responsible, resilient, and future-ready** insurer. As the UAE continues to lead regional economic diversification and technological advancement, DIN remains firmly committed to aligning its business strategy with sustainability, innovation, and the nation's long-term growth ambitions.

Elevating Sustainability and Climate Action

At DIN, we see sustainability as both a responsibility and an opportunity. Guided by the UAE's national goals and global trends, we are making **significant investments** in green and sustainable finance. Our active participation in initiatives such as the **Green and Sustainable Finance Initiative** and **Mission 1.5°C** underscores our determination to address climate risks and deepen cooperation for collective climate action. Through these endeavors, we aim to **reinforce** our resilience against a rapidly changing environment and champion best practices across the insurance sector.

Enhancing Coverage and Social Well-Being

Our commitment extends beyond environmental responsibility. In line with our purpose of **protecting people and communities**, DIN has continued to strengthen social protection through key national programs that support **both workers and employers** across the UAE. By enhancing existing schemes and introducing new coverage solutions, we contribute to financial security, workforce stability, and overall societal well-being.

Governance, Innovation, and Responsible Growth

Strong governance and innovation remain central to **DIN's strategy**. By integrating advanced technologies and artificial intelligence into our operations, we improve efficiency, enhance risk management, and support our ESG objectives ranging from **reducing paper consumption** to developing more responsive and inclusive insurance solutions. These initiatives reinforce stakeholder confidence and position DIN as a **forward-looking** and **trusted insurer**.

Looking Ahead

Our vision for the future combines **economic success** with **environmental responsibility** and an approach that underpins everything we do, from our product strategies to our workforce development. We are confident that by remaining **aligned with the UAE's ambition** of regional leadership in sustainability and innovation, DIN will continue to **deliver long-term value** to our customers, employees, and shareholders.

Thank you for your ongoing trust and partnership. Together, we will forge a more **inclusive, secure, and resilient** future one that stands as a model for responsible insurance in the UAE and beyond.

Sincerely,

Abdellatif Abuqurah
Chief Executive Officer

We are pleased to present **Dubai Insurance Company's (DIN) sixth Sustainability Report**, building on our ESG journey that began in 2020. In this edition, we reflect on the progress made since **our 2023** report, highlight new initiatives undertaken in 2025, and outline the next steps in our commitment to fostering resilience and growth in the communities we serve.

Established in 1970, DIN is a leading provider of comprehensive insurance solutions in the UAE, known for our innovative approach, customer-centric focus, and robust financial foundation. As we strive to integrate responsible and sustainable practices throughout our operations, we recognize the insurance sector's critical role in supporting economic stability and social well-being - objectives that guide our strategic vision and daily activities.

Scope & Boundaries

This 2025 Sustainability Report covers the period from **January 1, 2025 to December 31, 2025**. It encompasses DIN's headquarters in Dubai and our branch offices in Abu Dhabi. Information related to previously constructed properties, such as the 31-unit Dubai building completed in 2021, is also included where relevant. Unless otherwise noted, all data reflects DIN's activities within the UAE.

Reporting Frameworks & Alignment

We continue to align our sustainability disclosures with the **Global Reporting Initiative (GRI) Standards** and the **Dubai Financial Market (DFM) ESG metrics**, ensuring consistency, comparability, and transparency in our reporting. We also map our initiatives to the **United Nations Sustainable Development Goals (SDGs)**, demonstrating how we contribute to global sustainability objectives. A detailed GRI Content Index can be found in the Appendix, outlining our alignment with DFM's recommended ESG disclosures.

Material Topics & Stakeholder Engagement

In preparing this report, we engaged key stakeholders including employees, customers, partners, and regulators to review and update our **material ESG topics**. Their valuable input has guided our focus on areas such as environmental impact, social welfare, and governance practices. A more in-depth discussion of our materiality process is provided in the corresponding section of this report.

Assurance & Verification

All **financial information** included in this report is drawn from our **audited financial statements**. ESG data has undergone a thorough internal verification process by DIN's Sustainability Committee and relevant departments to ensure accuracy and reliability.

Forward-Looking Statements

This report contains forward-looking statements that may be influenced by external factors beyond DIN's control. We undertake no obligation to publicly revise or update these statements except as required by applicable laws and regulations.


Format & Accessibility

In line with our sustainability ethos, this year's report is also offered in a **landscape, interactive PDF** format, minimizing paper usage and improving readability for our stakeholders. We invite readers to explore embedded links and interactive features to gain deeper insights into our performance and initiatives.

Integrated Reporting Approach

This publication is designed to complement **Our 2025 Integrated Report**, offering a holistic view of DIN's performance. Together, these documents provide our stakeholders with a comprehensive understanding of our economic, social, and environmental contributions.

We thank you for your continued interest in Dubai Insurance's sustainability journey and welcome your feedback on this report.



Business Overview

About DIN	08
Vision, Mission and Values	10
Key Highlights	11
Awards & Membership	12

Dubai Insurance Company P.S.C. (DIN), the first national insurance company in the United Arab Emirates, has firmly established itself as a leader in the UAE's insurance sector. Offering a diverse range of products including **Property & Casualty (P&C), Life Insurance, Marine, Group Life, Medical, and specialty lines such as Credit and Surety**, DIN is the fourth-largest UAE-based insurance company by gross premiums. The company's revenue has grown steadily, rising from AED 1 billion in 2021 to AED 3 billion in 2025. This growth is largely attributed to DIN's leadership in the **Workers Protection Program (WPP)** since 2018 and its role in the **Involuntary Loss of Employment (ILOE)** Insurance initiative, which launched in 2023 and continues into 2025. These initiatives have not only strengthened DIN's financial standing but have also supported the UAE's knowledge-based economy. In addition, in December 2024, DIN was selected by the **Ministry of Human Resources and Emiratisation (MOHRE)** to lead the **Workers Health Insurance (WHI)** scheme, further reinforcing its position as a trusted partner in national social protection programs. Due to its success in leading these key programs, DIN expects to continue its positive growth trajectory.

Through structured training and development programs, DIN conducts a number of trainings and awareness programs for its employees to upskill them, empower them, and to equip them in supporting the Company's social responsibility commitments while strengthening employee engagement, resilience, and a sense of belonging.

DIN has also played a pivotal role in collaboration with the UAE **Ministry of Human Resources and Emiratization (MOHRE)**, supporting key labor market initiatives that enhance financial security for employees across various sectors. Through its strategic partnership with MOHRE, DIN has been instrumental in implementing **mandatory insurance programs**, ensuring that both employers and employees comply with UAE labor laws while receiving financial protection. This partnership strengthens the UAE's vision for a sustainable labor market by offering robust insurance solutions that safeguard worker rights and promote business continuity.

The company's strong performance has been recognized through an **upgraded "A" credit rating from AM Best, a stable "A" rating from Fitch Ratings**, and most recently, an upgrade of its **Insurance Financial Strength Rating from A3 to A2 by Moody's in March 2025**. These ratings enhance market confidence, strengthen the company's reputation among clients and business partners, and support business growth. The improved credit profile also enables more favorable reinsurance terms, stronger competitive positioning, and improved access to funding for strategic growth initiatives.

Since the appointment of a new Board of Directors in 2006, DIN has undergone significant transformation. Revenue surged from AED 24 million in 2006 to AED 3 billion by 2025, without compromising profitability. This growth was achieved while expanding its product offerings under a composite **P&C and Life License**. DIN prides itself on partnering with leading international reinsurers to provide clients with solutions for both traditional and non-traditional risk management needs. Over the past 15 years, the company has not only seen steady growth in premiums and profits but has also contributed to the community by working closely with government entities to ensure that residents and visitors are protected with the necessary insurance. Through consistent efforts to maintain and improve its credit ratings, DIN has solidified its position as a trusted insurance provider in the UAE, ready to continue its journey of innovation and growth.

OUR BUSINESS

For Individuals

- Motor Insurance
- Medical Insurance
- Home Insurance
- Property Insurance
- Marine Hull (Yacht) Insurance
- Travel Insurance

For Corporates

- Fleet Insurance
- Group Medical
- Group Personal Accident
- Property
- Marine & Transit
- Liability
- Engineering
- Worker Compensation
- Group Life


For Corporate Specialty Lines

- Directors and Officers Insurance
- Medical Malpractice Insurance
- Cyber Liability
- Professional Indemnity Insurance

In addition to its diversified insurance portfolio, Dubai Insurance Company P.S.C. (DIN) plays a leading role in the **UAE's national social protection** framework as the authorized operator of three major government-backed insurance schemes: the **Workers Protection Program (WPP)**, the **Involuntary Loss of Employment (ILOE)** Insurance Scheme, and the **Workers Health Insurance (WHI)** Scheme. Under WPP, DIN safeguards workers' financial entitlements in cases of employer default; under ILOE, it provides income protection for employees facing involuntary job loss; and under WHI, it supports access to essential healthcare coverage for uninsured workers. These schemes, managed on **behalf of a pool of national insurance companies** and under the mandate of the **Ministry of Human Resources and Emiratisation (MOHRE)**, reinforce DIN's role as a trusted partner in advancing social security, labour market stability, and sustainable economic development in the UAE.

STRATEGY:

To ensure that the entirety of our customer base is supported and advised accordingly. Our Mission at DIN is to keep our promises to our clients and make sure that the quality of service we provide is set at the highest standard, whether at the client or employee level.



MISSION:

DIN's mission is to serve a broad range of stakeholders, including clients, partners, shareholders, investors, and employees. The organization aims to maintain an inclusive work environment, deliver consistent service to clients, and increase shareholder value through innovation, strategic support, and specialized insurance offerings, reinforcing its market position and credibility.

VISION:

To be the leading provider of innovative and trusted insurance solutions in UAE, recognized for our steady commitment to customer success, operational excellence, and sustainable value creation.

CORE VALUES:



ECONOMIC PERFORMANCE (AED'000)

	2024	2025
Insurance Revenue	2,989,716	3,440,443
Insurance Service Result	108,231	159,794
Investment income	62,619	83,262
Profit of the year	132,302	190,650
Total assets	3,488,730	4,314,938
Shareholders' equity	937,630	1,172,125
Other comprehensive income	84,763	123,846
Total Comprehensive income	217,065	314,496
Earnings per share	1.32	1.91

MEMBERSHIPS:

General Arab Insurance Federation (GAIF)

DIN is a member of GAIF, contributing to shaping the future of the insurance sector in the MENA region.



Emirates Insurance Federation

DIN collaborates with the Emirates Insurance Federation to foster cooperation and contribute to the growth of the UAE’s insurance industry.



ADDITIONAL ACHIEVEMENTS

Abu Dhabi Healthcare Information and Cyber Security Standard (ADHICS)

DIN has implemented strong information and cyber security measures, achieving a compliance score of 89.09%, ensuring trust among clients.



Reinsurer RGA

Reinsurance Group of America (RGA) conducted a Quality Assurance Review for DIN's Claims Assessments, receiving an overall score of above 95%.



THIRD PARTY ADMINISTRATORS (TPAS):

MedNet

Provides long-term healthcare solutions and financial protection against health crises.



Neuron

Offers 24/7 pre-authorisation, policy management, and claims processing.



NAS

Focuses on healthcare benefits management and dynamic solutions.



MSH International

Manages personal insurance for individuals in the GCC and MENA.



Ecare

Manages healthcare needs for both enhanced and essential benefit plans.



Whealth International

Provides employee benefits administration including medical, dental, life insurance, and more.



INTERNATIONAL REINSURANCE PARTNERS:

Hannover Re

Third-largest reinsurer globally, offering property, casualty, life, and health reinsurance.



Allianz Re

Provides tailored reinsurance solutions with global expertise.



OTHER PARTNERS:

SwissLife Global Solutions

DIN is the exclusive regional partner for a premium medical insurance pooling system for multinational corporations.



Peak RE

A Hong Kong-based reinsurer with a global portfolio, providing traditional re-insurance solutions.



Scor

A leading global reinsurer offering innovative reinsurance and insurance solutions.



Korean RE

Provides high-quality reinsurance services and risk management solutions.



Munich RE

One of the top providers of reinsurance, primary insurance, and risk solutions globally.



CCR

A top 30 reinsurer, providing solutions in property, casualty, life, and health reinsurance.



MAPFRE

A global insurance company and leader in Latin America and Spain.



DIN has partnered with several UAE-based free zones, offering Workers Protection Program products directly to free zone-registered entities:

Jebel Ali Free Zone Authority (JAFZA)



Dubai Airport Free Zone (DAFZA)



Dubai Multi Commodities Centre (DMCC)



Ajman Free Zone Authority (AFZA)



Dubai Silicon Oasis Authority (DSOA)



Khalifa Industrial Zone (KIZAD)



Tarkhees Free Zone



Dubai South Free Zone



Business Overview

15 »

03

Ethical Governance

Board of Directors and Board Committees	17
Organizational Structure	19
Role of the Highest Governance Body	20
Ethics and Corruption	22
Customer Privacy and Data Security	24

BOARD OF DIRECTORS AND BOARD COMMITTEES

In 2025, DIN continued to strengthen Board diversity and governance, maintaining a seven-member Board while advancing its commitment to increasing female representation to 20%. The Board balanced continuity with inclusive leadership, benefiting from diverse perspectives to enhance decision-making. All directors participated in annual training on regulatory compliance, anti-money laundering (AML), Management and Leadership Development Training, and emerging insurance industry trends, ensuring strong oversight, effective risk management, and alignment with DIN’s long-term strategic objectives.



BOARD OF DIRECTORS AND BOARD COMMITTEES



Butti Obaid Almulla

Chairman



**Khalid Abdul Wahid
Al Rustamani**

**Vice Chairman and Chairman
of Investment Committee**



**Abu Bakr Abdullah
Al-Futtaim**

Director



**Mohammed Abdelaziz
Al Owais**

Director



**Osama Ibrahim
Seddiqi**

Chairman of Risk Committee



**Omar Mohammad
Alfalasi**

Chairman of Audit Committee



**Eman Mahmood
Abdulrazzaq**

**Chair of Remuneration &
Nomination Committee**

Board Diversity:

2022	6	MEN
2023	6	MEN
2024	6 1	MEN & WOMEN
2025	6 1	MEN & WOMEN

MANAGEMENT TEAM



Abdellatif Abuqurah
Chief Executive Officer



Ramanathan Narayana
Chief Financial Officer



Sahem Abdel Haq
Head of Legal



Shamsudeen Sajeev
Director of Medical & Life



Dana Kansou
Head of Distribution
& Strategic Partnerships &
Customer Satisfaction



Dima Al Majali
Manager, Human Resources



Samer Helo
Senior Manager,
Workers Protection Program
Legal & Claims



Bashar Jadallah
Head of Motor,
Underwriting & Claims



Ghanim Karam
Director, Workers
Protection Program



Ra'fat Hammad
Head of Compliance

ROLE OF THE **HIGHEST GOVERNANCE BODY** AND ITS **RESPONSIBILITIES**

BOARD INDEPENDENCE AND ENGAGEMENT

DIN's Board of Directors maintains a clear separation between the Chair and the Chief Executive Officer (CEO), ensuring **independent leadership** and oversight in strategic matters. The Chair is **actively involved** in sustainability-focused decisions, a practice that underscores the Board's commitment to embedding Environmental, Social, and Governance (ESG) principles within the corporate agenda.

DEFINING SUSTAINABILITY VISION AND STRATEGY

The Board **defines DIN's sustainability vision** and **integrates ESG goals** into the broader corporate strategy, underscoring the importance of responsible growth. Although the Board does not currently **formally endorse external ESG frameworks** like GRI or TCFD, it has embraced **global sustainability objectives**, such as the UN Sustainable Development Goals (SDGs). Moreover, DIN has developed **internal strategies** to weave sustainability considerations into everyday operations.

ESG OVERSIGHT AND RISK MANAGEMENT

In line with **GRI 2-13**, the Board holds **ultimate responsibility** for identifying and managing ESG-related risks.

- While the Board **does not regularly review** comprehensive ESG performance metrics or Key Performance Indicators (KPIs), it **oversees transparent communication** of DIN's sustainability goals and progress.
- The Board acknowledges the **importance of climate-related risk** assessments; however, **formal evaluation of financial risks linked to climate change** (e.g., physical and transitional risks) and **integration into the enterprise risk management framework** remain areas for improvement.
- Currently, executive compensation is not linked to ESG performance.

RESOURCE ALLOCATION AND INNOVATION

The Board encourages innovation in sustainable practices and products, as well as adherence to **ethical and ESG compliance** standards. However, **dedicated financial, human, or technological resources** for sustainability initiatives are not explicitly allocated by the Board at this stage. Balancing **short-term financial performance with long-term sustainability** goals remains a priority, reflected in the Board's strategic discussions.

ROLE OF THE **HIGHEST GOVERNANCE BODY** AND ITS **RESPONSIBILITIES**

MONITORING PERFORMANCE AND STAKEHOLDER INPUT

DIN's Board does not yet conduct **regular performance reviews** specifically measuring its own sustainability oversight, nor does it **routinely incorporate feedback from stakeholders** (e.g., investors, employees, customers) into Board-level evaluations. **Third-party assessments** of the Board's sustainability performance are also not in place. Nonetheless, self-assessments are performed by Board members to evaluate their collective contribution to sustainability, and **external consultants** are occasionally engaged to enhance ESG practices.

REPORTING AND CONTINUOUS IMPROVEMENT

The Board of Directors at DIN **oversees transparency** in DIN's sustainability reporting. In line with **GRI 2-14**, the Board remains **open to strengthening** its role in ESG reporting. **Evaluation findings** - including insights from internal reviews and external consultancy - are used to **update sustainability policies and practices**. The Board also **undergoes training and workshops** to address any gaps identified during these evaluations, signaling a willingness to **build capacity** and evolve its governance approach.

Through this governance structure, DIN's Board provides high-level direction for sustainability, balancing near-term business objectives with emerging ESG considerations. While several formal processes—such as regular ESG metric reviews, climate risk integration, and broader stakeholder feedback loops—are still evolving, the Board's current practices and openness to improvement demonstrate DIN's ongoing commitment to responsible corporate governance.



COMMITMENT TO ETHICAL STANDARDS

CODE OF ETHICS AND CONDUCT

- DIN's comprehensive **Code of Ethics and Conduct** ("The Code") outlines the ethical framework for employees across all levels, covering topics such as data privacy, conflict of interest, anti-corruption, and confidentiality.
- The Code reflects DIN's dedication to meeting the highest ethical standards, ensuring compliance with legal obligations and industry best practices.
- DIN continuously updates its governance documents (e.g., Memorandum and Articles of Association) and maintains additional guiding policies, such as:
 - **AML Policy and Procedures**
 - **Risk Management Policy**
 - **System Continuity Management Policy**
 - **Whistleblowing Policy**

CULTURE OF INTEGRITY AND TRANSPARENCY

- DIN fosters a workplace culture underpinned by **transparency, integrity, respect, and fairness**.
- Management and employees are encouraged to uphold these values in dealings with customers, suppliers, business partners, and the wider community.

COMMUNICATION AND TRAINING ON ANTI-CORRUPTION

Anti-Corruption Emphasis Within the Code

- The Code of Ethics and Conduct includes **practical guidance** on handling corruption-related risks.
- Employees are instructed on how to **recognize and report** incidents that may jeopardize DIN's ethical standards or legal compliance.

EMPLOYEE AWARENESS AND REPORTING PROTOCOLS

- DIN communicates its expectations through **ongoing awareness** of The Code's guidelines.
- A **reporting protocol** details the steps an employee should follow if they witness or suspect any unethical or illegal activity.
- Regular employee training is conducted each year to create awareness about anti-corruption and ethical practices.

CONFIRMED INCIDENTS OF CORRUPTION AND ACTIONS TAKEN

Zero Reported Incidents

- In the referenced reporting period, DIN **did not cite** any confirmed incidents of corruption.
- If no incidents were recorded, DIN can report a **zero-incident count** for full transparency.

Response Measures

- Should an incident occur, DIN's **Whistleblowing Policy** and The Code specify the **investigation process** and potential disciplinary actions.
- The AML Policy further contributes to preventing and identifying corruption-related risks, with technology systems in place to detect suspicious transactions.

By embedding a clear **ethical framework** through its Code of Conduct, implementing **robust policies** (including AML), and maintaining **reporting mechanisms** for potential misconduct, DIN demonstrates a proactive stance on **policy commitments, anti-corruption awareness, and incident management**.

APPROACH AND COMMITMENT

Dubai Insurance Company (DIN) recognizes that safeguarding customer and stakeholder information is a **core governance priority**. In line with our privacy-by-design principles - **proactive, not reactive; preventative, not remedial**, we embed data protection measures into every stage of our operations. This ensures we anticipate potential risks before they become issues, reflecting our commitment to **respecting user privacy** and upholding the **highest ethical standards**. Oversight of data privacy is led by DIN's **Data Protection Officer (DPO)**, under the supervision of the CEO and Risk Management Committee, ensuring accountability, monitoring, and compliance across all business functions.

POLICIES AND FRAMEWORKS

To enforce a robust security posture, DIN has established a **Personally Identifiable Information (PII)** and **Protected Health Information (PHI)** Management System (PIMS). This system is backed by management's commitment, which includes:

- **Allocating Resources:** Providing financial, human, and technological support for ongoing privacy management.
- **Regulatory Compliance Intelligence:** Periodically reviewing relevant data protection laws and regulations to maintain compliance.
- **Privacy by Default:** Ensuring privacy settings and protections are automatically enabled for our processes and systems.
- **Third-Party Compliance:** Ensuring all vendors and contractors handling PII/PHI comply with DIN's privacy requirements through contractual obligations and periodic audits.

PREVENTATIVE MEASURES

- **Data Lifecycle Protection:** Security controls are applied at every stage—from data collection and storage to usage and final disposal.
- **Training & Awareness:** Employees, vendors, and contractors receive regular training on privacy requirements, minimizing the risk of human error.
- **Monitoring & Audits:** Periodic audits and management reviews evaluate the effectiveness of our data privacy measures, with adjustments made as necessary.
- **Incident Reporting:** A formal procedure is in place for identifying and reporting any potential data breaches, ensuring quick mitigation and transparent communication if an incident arises.

INCIDENT MANAGEMENT AND ENFORCEMENT

While DIN has not recorded any substantiated complaints about data breaches to date, we remain prepared to respond effectively should any incident occur. **Our Incident Response Procedure involves:**

- 01 Immediate Reporting:** Team members must report any suspected breach immediately to the DPO/CISO for assessment and escalation.
- 02 Investigation & Review:** DIN may retain or access devices for investigative purposes.
- 03 Corrective Actions:** Non-compliance or policy violations can lead to disciplinary measures, including termination of employment or contracts, and potential civil or criminal penalties.

TRANSPARENCY AND CONTINUOUS IMPROVEMENT

DIN believes in **visibility and transparency** as integral components of our data security strategy. We publish periodic bulletins to update staff on new threats and best practices.

Additionally, **self-assessments** and **external consultations** help us identify gaps and strengthen our framework. Findings from these evaluations guide updates to our **privacy policies** and **enforcement mechanisms**, ensuring a culture of continuous improvement.

By embedding strong **governance** principles, aligning with international privacy frameworks, and fostering a proactive culture of risk anticipation, DIN maintains a rigorous data security environment that upholds the **trust** of our customers, employees, and partners.





04 Sustainability at DIN

Sustainability Committee	27
Commitment to SDGs and GRI	29
Stakeholder Engagement	31
Materiality Assessment	33


SUSTAINABILITY AT DIN

SUSTAINABILITY COMMITTEE AT DIN:

DIN’s Sustainability Committee, established in 2021, is integral to the company’s efforts in embedding Environmental, Social, and Governance (ESG) considerations across its operations. This committee has been tasked with the critical responsibility of achieving ESG-related goals, ensuring that sustainability is integrated across all functions, and fostering a culture of innovation that aligns with the company’s long-term sustainability vision.

The committee operates under the direct oversight of the Board of Directors and CEO, ensuring that sustainability is prioritized at the highest organizational level. Its key responsibilities include setting DIN’s sustainability vision, developing and implementing relevant strategies, and monitoring the effectiveness of these strategies. The committee also ensures that the company remains compliant with evolving global standards and regulatory requirements concerning ESG reporting and disclosures.

The committee’s structure spans multiple departments, facilitating a cross-functional approach to sustainability governance. It includes senior management and decision-makers from key areas, such as:



This collaboration across various departments ensures that sustainability considerations are not isolated but are woven into the fabric of all operations. By maintaining a systematic chain of commands, the committee ensures that each function plays an active role in meeting DIN’s sustainability goals.

A critical aspect of the committee’s work is its focus on sustainable governance, particularly in the development of remuneration policies. These policies are aligned with ESG performance metrics, ensuring that the company’s sustainability goals are effectively integrated into compensation structures. At the senior executive level, performance incentives are linked directly to achieving specific ESG objectives. This alignment is regularly reviewed to ensure that DIN’s sustainability targets are reflected in organizational performance and in the broader corporate culture.

The **Central Bank of the UAE (CBUAE)** has issued a **Circular on Sustainability Disclosure Principles**, outlining the requirements for companies to transparently report their ESG (Environmental, Social, Governance) activities. For DIN, aligning with these principles is crucial to ensure compliance with local regulations and to strengthen its sustainability practices in line with global standards.

Key aspects of the Circular include:

- **Clear and comprehensive ESG disclosures** across areas such as risks, opportunities, energy, water, biodiversity, and emissions.
- Alignment with **international reporting frameworks** like the **Global Reporting Initiative (GRI)** and **Sustainability Accounting Standards Board (SASB)**.
- Transparency in reporting to allow **third-party verification** and accountability.

DIN's **Sustainability Committee** is actively working to ensure full compliance with the Circular. The committee will present an action plan to the Board, which includes:

- **Aligning** DIN's disclosures with CBUAE requirements.
- **Incorporating relevant ESG metrics** related to energy, water use and emissions.
- **Reporting on governance practices** and how ESG factors are integrated into risk management and internal audits.
- **Mapping efforts to the Sustainable Development Goals (SDGs)**, including **Good Health and Well-being, Gender Equality, and Climate Action**.



DIN'S COMMITMENT TO SDGS AND GRI:

IMAGINING AND STRIVING TOWARDS A MORE INCLUSIVE, SUSTAINABLE, RESILIENT, AND DIVERSE TOMORROW.

DIN is fully committed to advancing sustainability through a comprehensive strategy that integrates Environmental, Social, and Governance (ESG) principles into all facets of its operations. With a clear focus on aligning with national and international sustainability goals, DIN is continually evolving its approach to sustainability. The company aims to reduce its environmental footprint by adopting energy-efficient solutions, conserving resources, and minimizing waste, ensuring that sustainability is embedded in every operational process.

DIN has been committed to sustainability since the beginning of 2020, with the goal of modernizing the organization's infrastructure to effectively address ESG issues. The company has integrated ESG considerations into all aspects of its operations, including underwriting, investment decisions, and daily business activities, ensuring a targeted and impactful sustainability approach.

DIN recognizes the importance of adhering to regulatory frameworks and national sustainability objectives. In 2024, the UAE introduced the Sustainable Finance Working Group's (SFWG) Principles for Sustainability-Related Disclosures for Reporting Entities. DIN is committed to aligning with these principles, enhancing transparency and ESG disclosures to meet regulatory expectations. This commitment to transparent reporting reflects DIN's dedication to upholding global best practices and national sustainability initiatives.

The company is also responding to the General Framework for Adopting Sustainable Digital Transformation issued by the UAE. While primarily aimed at public sector organizations, DIN understands the significance of sustainable digital practices and is actively evaluating its operations to align with these guidelines where applicable. This includes integrating digital innovation into business functions to improve efficiency and reduce environmental impacts, all while ensuring alignment with sustainable digital transformation principles.

In addition, DIN is closely monitoring the UAE Federal Decree-Law No. (11) of 2024, which is set to take effect in May 2025 and supports the UAE's Net Zero 2050 strategy. The company is also following **Circular No. 8/2025** recently issued by the Central Bank of the UAE (CBUAE), which introduces the **Principles for the Effective Management of Climate-Related Financial Risk**. DIN is committed to implementing these principles and ensuring full compliance with the regulation, reinforcing its long-term dedication to reducing its carbon footprint and supporting the UAE's climate objectives.

DIN adheres to Global Reporting Initiative (GRI) standards, ensuring its sustainability disclosures align with internationally recognized frameworks. The GRI provides a detailed guide for companies to report on their economic, environmental, and social impacts. By using GRI standards, DIN ensures that its sustainability efforts are communicated transparently, with clear and verifiable data on issues like energy consumption, waste management, and carbon emissions. This approach also helps the company demonstrate its commitment to continuous improvement and its accountability to stakeholders.

The UN 2030 Agenda for Sustainable Development offers a comprehensive and actionable framework to tackle some of the world’s most urgent environmental, political, and economic challenges. The Sustainable Development Goals (SDGs) outlined in this agenda are designed to promote dignity, peace, and prosperity for all people and the planet. We are fully committed to aligning our corporate Environmental, Social, and Governance (ESG) strategy with these goals.

At the heart of the insurance industry lies the fundamental need to protect individuals, families, livelihoods, and the environment. We recognize that safeguarding people and their assets plays a vital role in fostering a more sustainable future. By integrating these principles into our operations, we contribute to a more resilient and equitable world for future generations.

DIN envisions sustainability as an ongoing journey, with a robust framework to continuously reduce environmental impacts, enhance operational efficiency, and ensure social responsibility. The company’s strategy includes fostering a positive social impact by promoting diversity, equity, employee well-being, and engaging in community initiatives. DIN also prioritizes governance through transparent and ethical business practices, ensuring compliance with relevant regulations.

Through these ongoing efforts, DIN is setting a strong example within the industry, demonstrating that sustainable practices are essential for long-term success. As the company adapts to new regulatory requirements and emerging environmental challenges, it remains dedicated to leading the way in sustainable practices, ensuring that sustainability becomes an integral part of its identity and operations.

DIN is committed to advancing sustainability by aligning its business strategy with five key SDGs. Through adherence to GRI standards and ESG-focused initiatives, DIN ensures transparency, accountability, and long-term positive impact.



SDG 1: No Poverty

DIN is committed to tackling poverty through financial inclusion and by supporting programs that provide access to affordable insurance products. By ensuring more equitable access to financial services, particularly in underserved communities, DIN contributes to poverty reduction and economic security. The company also engages in corporate social responsibility (CSR) initiatives aimed at improving livelihoods and addressing the root causes of poverty.



SDG 3: Good Health and Well-being

DIN understands that health and well-being are integral to a sustainable future. The company promotes employee wellness programs, offers comprehensive health insurance coverage to its clients, and advocates for healthier communities through its CSR initiatives. Additionally, DIN supports public health campaigns and partners with healthcare providers to ensure accessible and affordable health services. The company's commitment to SDG 3 aligns with GRI Standards 103-1 to 103-3, ensuring that its health-related programs are well-structured, measured, and communicated effectively.



SDG 5: Gender Equality

DIN recognizes the importance of gender equality in creating a fair and just society. The company is dedicated to promoting gender equality both within the workplace and in the broader community. This commitment is reflected in the company's efforts to ensure equal opportunities for women in leadership positions, promoting work-life balance policies, and offering inclusive products tailored to diverse customer needs. DIN reports its gender equality initiatives and achievements in line with GRI Standards 405-1, ensuring transparent tracking of gender representation across all levels of the organization.



SDG 8: Decent Work and Economic Growth

DIN supports decent work by fostering a fair, inclusive, and productive work environment. The company is committed to providing its employees with opportunities for personal and professional growth through training, skill development, and competitive remuneration. Furthermore, DIN strives to contribute to the UAE's economic growth by promoting job creation, supporting entrepreneurship, and ensuring that its business practices align with labor rights. By integrating SDG 8 into its business model, DIN works to ensure that its operations generate long-term value for employees, customers, and the economy.



SDG 13: Climate Action

Addressing climate change is central to DIN's sustainability agenda. The company is focused on reducing its environmental footprint by adopting energy-efficient practices, reducing emissions, and supporting the UAE's climate goals, such as the Net Zero 2050 strategy. Through its insurance products and services, DIN also promotes climate resilience by offering solutions for businesses and individuals to better manage the risks associated with climate change. The company's efforts are tracked and reported in line with GRI Standards 305, ensuring clear and actionable data on its climate impact and initiatives.

STAKEHOLDER ENGAGEMENT:

Stakeholder engagement is essential to developing a robust ESG strategy. By involving a wide range of stakeholders, we gain valuable insights into key strategic priorities and areas of focus. This engagement fosters transparency, builds trust, and ensures that ESG concerns are properly addressed. DIN incorporates stakeholder input into decision-making processes through consistent interactions, keeping all stakeholders informed of the company’s evolving needs.

To encourage open communication, DIN actively seeks feedback from its stakeholders through various channels, such as surveys, meetings, and focus groups, covering a wide range of topics, including ESG. This proactive approach helps the company anticipate emerging ESG challenges, manage risks effectively, and seize opportunities that support sustainable business practices.

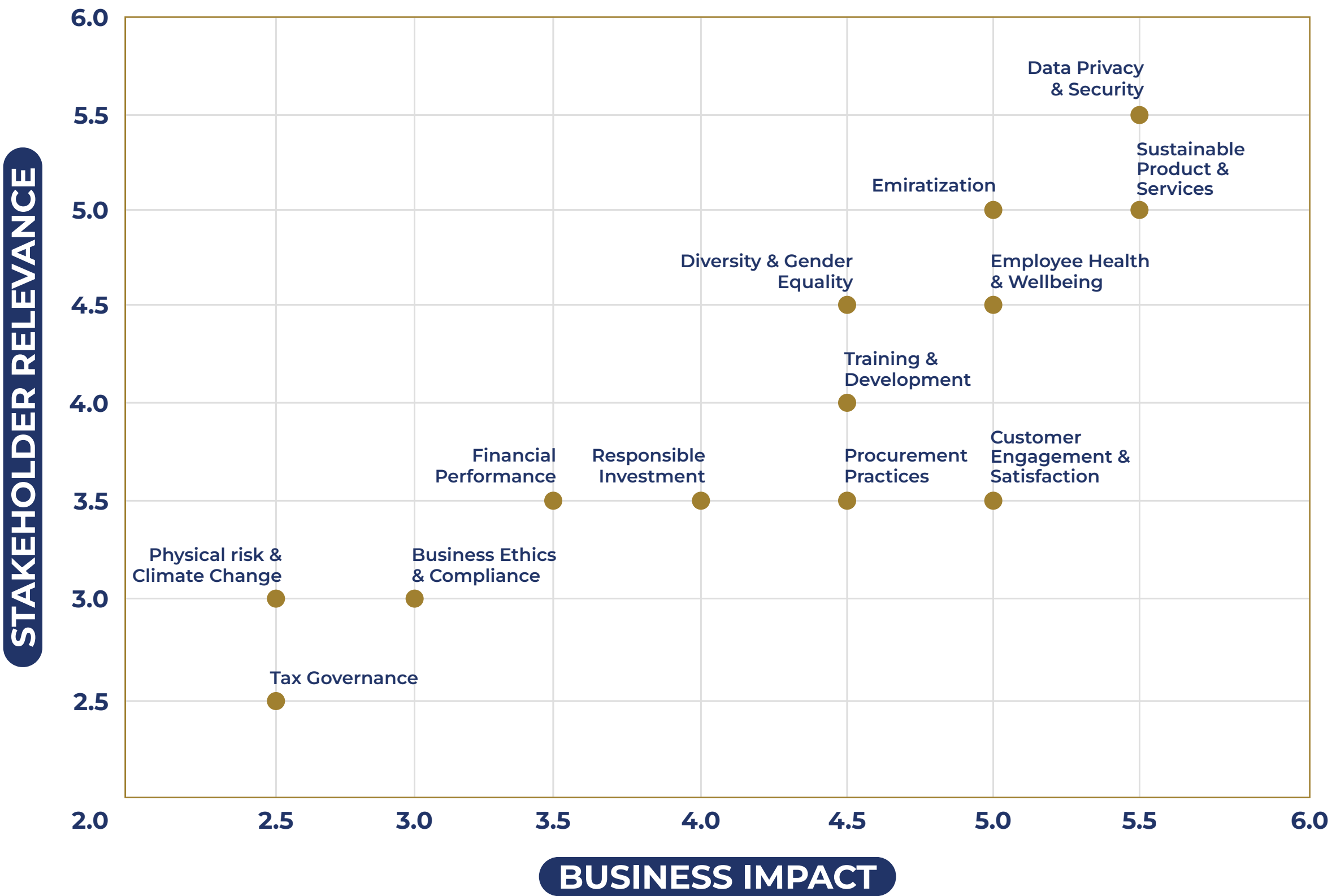
STAKEHOLDER CATEGORY	KEY STAKEHOLDERS	ENGAGEMENT METHODS	PURPOSE OF ENGAGEMENT
CUSTOMERS	General Policyholders Corporate Clients	Customer satisfaction surveys Complaint and Suggestion Portal Regular Communication Customer Support & Interaction Website interactions	Enhance customer satisfaction Gather insights for service improvements Promote sustainable insurance products
MANAGEMENT & EMPLOYEES	DIN Leadership Staff Workforce	Company events Open Door Policy Internal Company Announcements Performance Appraisals Exit Interviews Employee Engagement Programs Training & Development Initiatives	Foster an inclusive workforce Drive internal sustainability initiatives Improve workplace well-being
SHAREHOLDERS	Institutional & Retail Investors Board Members	Regular Communication Six shareholders on the Board with frequent interactions Engagement during AGM Investor Relations Annual Reports & Sustainability Reports	Align ESG strategies with financial growth Maintain transparency in business performance

REGULATORY & INDUSTRY BODIES	Central Bank of UAE SCA & DFM Department of Economy	Regular reporting and meetings with Central Bank of UAE Quarterly financial reporting with SCA Regular reporting Webinar Annual interaction with Department of Economy Announcements with DFM	Ensure adherence to financial and sustainability regulations Align with market-driven ESG standards
BUSINESS & FINANCIAL PARTNERS	Reinsurers Third-Party Administrators (TPAs) Brokers	Regular business coordination with Reinsurers TPAs & Brokers Partnerships & Collaborations	Promote sustainable underwriting Enhance ethical claims management
RATING AGENCIES	AM Best Moody's Fitch	Annual interactions for rating review and compliance	Strengthen ESG-related financial credibility
IMPROVE GOVERNANCE TRANSPARENCY	Local Communities CSR Beneficiaries	Community-related initiatives Donations Volunteering CSR Initiatives	Support community well-being Engage in sustainability awareness

MATERIALITY ASSESSMENT

DIN’s materiality assessment is a critical process for identifying and prioritizing the ESG factors that have the most significant impact on its operations, stakeholders, and long-term sustainability. Through this assessment, DIN evaluates various environmental, social, and governance topics to determine which areas align with the company’s core values and strategic objectives. The materiality assessment process includes consultations with key stakeholders, such as employees, customers, investors, and industry experts, ensuring that diverse perspectives are considered. The company focuses on issues that directly influence its business model, including energy consumption, waste management, governance practices, diversity and inclusion, and customer satisfaction.

The results of DIN’s materiality assessment guide the company's sustainability strategy and help align its efforts with both global best practices and regulatory requirements. Key material topics identified through this process include environmental sustainability, employee well-being, ethical governance, and transparency in customer relations. By understanding and addressing these critical issues, DIN ensures that its ESG initiatives are relevant, impactful, and aligned with both industry standards and stakeholder expectations. This approach not only enhances DIN’s sustainability performance but also strengthens its reputation and long-term resilience in an ever-evolving business environment.





05

Environment

GHG Emission Analysis	35
Energy Management	36
Water and Effluents	37
Waste Management	38

DIN’s approach to GHG emissions management focuses on reducing both direct and indirect energy consumption. The company is committed to addressing climate-related risks by aligning its sustainability efforts with the objectives of the Paris Agreement and the UAE’s climate action agenda. DIN actively participates in initiatives such as the Green and Sustainable Finance Initiative and Mission 1.5°C, which support the global goal of limiting temperature rise and the UAE’s transition towards a low-carbon economy. These initiatives reinforce DIN’s overall objective of managing its environmental impact, particularly in relation to energy use.

DIN tracks both direct and indirect energy consumption, which includes fuel consumption and electricity usage, as key contributors to their emissions. By monitoring these metrics, the company aims to optimize energy use and reduce overall emissions.

To assess progress in energy efficiency, DIN measures energy intensity on a per-employee basis. This metric provides insight into how effectively the company is reducing its energy consumption relative to its workforce size. Through these targeted efforts, DIN works towards minimizing its carbon footprint and improving its energy management practices.

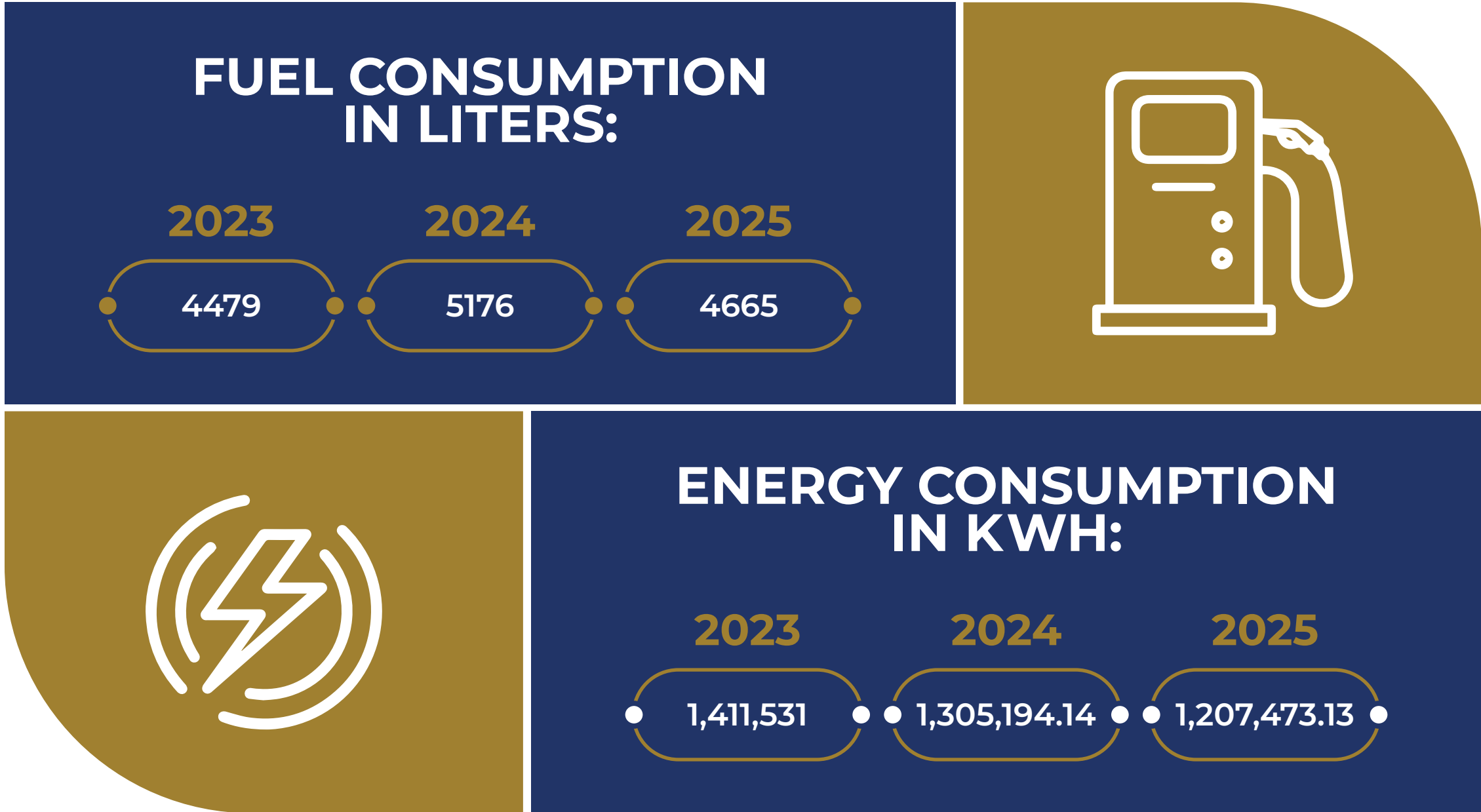
		UNIT	2023	2024	2025
DIRECT ENERGY CONSUMPTION	FUEL CONSUMPTION	GJ	141.25	177.02	159.5
INDIRECT ENERGY CONSUMPTION	ELECTRICITY CONSUMPTION	GJ	5081.51	4698.70	4346.90

Energy Intensity (GJ/Per Employee)		2023	2024	2025
DIRECT ENERGY CONSUMPTION		0.51	0.72	0.63
INDIRECT ENERGY CONSUMPTION		18.34	19.10	17.32

DIN is committed to improving energy efficiency and minimizing environmental impacts through a variety of strategic initiatives. The company has implemented several energy-saving measures, reflecting its dedication to sustainability. These include the adoption of LED lighting, which reduces overall energy consumption and lowers DIN’s carbon footprint. Automated HVAC systems optimize heating, ventilation, and air conditioning, ensuring efficient energy use and preventing unnecessary waste. Upgrades to building insulation enhance temperature regulation, reducing the need for excessive energy for heating or cooling. In addition, energy-efficient appliances and equipment are used across operations, helping minimize energy consumption without compromising productivity.

Beyond physical upgrades, DIN enforces energy conservation policies that promote efficiency throughout the organization. A comprehensive energy monitoring and reporting system tracks usage and identifies opportunities for further improvements, demonstrating a proactive approach to managing energy consumption and environmental impact.

Although the full integration of renewable energy has not yet been achieved, DIN’s sustainability strategy highlights the transition to renewables as a central goal of its long-term environmental commitment. The company continues to align with global sustainability frameworks, focusing on reducing carbon emissions while enhancing overall energy efficiency.



DIN is committed to effective water management as part of its broader sustainability strategy. In 2025, the company continued to optimize water usage through a combination of resource-saving initiatives, employee engagement, and transparent reporting practices. There was a slight decrease in consumption compared to the previous year, highlighting the effectiveness of ongoing efforts to minimize water waste. This included implementing low-flow fixtures, introducing water-efficient technologies, and conducting employee awareness campaigns to foster a culture of conservation. By actively involving employees, DIN continues to encourage mindful water usage across its operations.

Looking ahead, DIN is targeting a 10% reduction in water consumption by 2026 as part of its long-term sustainability goals. The company will build on its current initiatives and further refine its water management practices to meet this ambitious target. Tracking and reporting water usage as part of ESG disclosures will remain a key focus, ensuring transparency and accountability. With continued efforts to improve water efficiency, DIN is committed to supporting sustainable resource management while meeting global sustainability standards.

	2023	2024	2025
WATER CONSUMPTION IN M^3	6,110.80	5,661.20	5171.19
EMPLOYEE COUNT	277	246	251
TOTAL WATER CONSUMPTION (M^3 / PER EMPLOYEE)	18.30	23.01	20.60



DIN has continued to take significant steps to reduce its environmental footprint, focusing on minimizing paper waste and enhancing operational efficiency through digital solutions. A key initiative has been the implementation of a fully digital claims system for the Workers Protection Program (WPP) and Involuntary Loss of Employment (ILOE) products. This system replaced physical claim files with digital workflows, eliminating the need for printed documents and contributing substantially to waste reduction.

In 2025, these efforts resulted in **over 3.6 million pages of paper saved**: 255,000 pages from WPP claims and 3.3 million pages from ILOE claims. This builds on the progress made in 2024, where DIN saved approximately 2.3 million pages through similar digital initiatives.

DIGITAL TRANSFORMATION AND CRM IMPLEMENTATION:

DIN further strengthened its commitment to sustainability through its digital transformation initiatives, which included the launch of a new Customer Relationship Management (CRM) system and the enhancement of customer portals. These advancements not only improved customer service but also played a key role in reducing the need for paper. The upgraded portals provide a more intuitive and user-friendly experience, allowing customers to manage their insurance policies, file claims, and track progress all digitally, without relying on physical documents.

The new CRM system integrates advanced analytics, which helps to better understand customer needs and personalize communication. This system not only strengthens long-term customer relationships but also contributes to further reducing paper use by eliminating the need for physical records and documents.

WASTE MANAGEMENT AND RESOURCE CONSERVATION:

DIN has actively implemented a range of measures to reduce waste within its offices. By embracing digital systems and workflows, the company has minimized its reliance on paper, cutting down paper waste across daily operations. The company is also working on reducing plastic packaging waste and replacing disposable cutlery and plates with more sustainable alternatives.

In addition, DIN is dedicated to the responsible disposal and recycling of printer cartridges and toner, further reducing waste from office equipment. Efforts to reduce stationery usage and repurpose outdated office equipment also contribute to minimizing unnecessary waste. The company has also put measures in place to reduce food waste, ensuring that any surplus food is either reused or responsibly disposed of.

PAPER USAGE REDUCTION IN 2025

PRODUCT TYPE	PAPERS SAVED PER CLAIM	NUMBER OF CLAIMS IN 2025	TOTAL PAPERS SAVED
WPP	15	8,500	255,000
ILOE	46	71,739	3,300,000
TOTAL	–	–	3,555,000

Through these digital solutions and comprehensive waste management practices, DIN has significantly improved its environmental performance. These initiatives demonstrate the company’s strong commitment to sustainability, aligning with global standards and supporting a greener, more resource-efficient future.

A hand holding a globe with butterflies. The background is a deep green with a subtle pattern of small white dots. A hand is visible at the bottom, holding a globe. Two butterflies are flying above the globe. The globe shows the continents of Africa and Europe. The text '006' is in a large, stylized font with diagonal stripes, and 'Social' is in a white serif font.

006

Social

Building an Inclusive Workforce	40
Embracing Global Talent	42
Employee Retention	43
Health and Wellbeing	44
Learning & Development	46
Emiratisation	50
Developing Our Communities	52

OUR PEOPLE: A SNAPSHOT

At DIN, we recognize that our employees are the cornerstone of our success and growth. We are committed to fostering a workplace grounded in fairness, respect, and inclusivity. Guided by strong ethical principles, we ensure that every individual, regardless of background, is treated with the utmost dignity. We value diversity as a catalyst for innovation, understanding that a range of perspectives strengthens our organization and drives creative solutions. By cultivating a collaborative environment built on trust and mutual respect, we empower our team to excel and contribute meaningfully to our collective goals.

To support employee growth, DIN offers continuous learning and development programs, enabling staff to realize their full potential. This investment in our people ensures a resilient and dynamic workforce, positioning the company for long-term success.

In 2024, DIN further advanced gender equality by appointing a female director to our board, and this commitment continues in 2025. With nearly equal gender representation, 52% male and 48% female, the company is steadily moving toward a balanced leadership structure, reflecting our dedication to inclusive decision-making and diverse perspectives at all levels.

The HR team plays a pivotal role in achieving DIN's vision for an inclusive, equal-opportunity workplace. By attracting diverse talent and fostering an environment of fairness, the team ensures all employees have equal opportunities for growth and advancement. From targeted recruitment initiatives to skill-building programs, HR cultivates a workplace where individuals can thrive. Beyond diversity, the team also develops comprehensive employee protection programs, promoting a safe and supportive environment. Regular training and upskilling initiatives reinforce workforce development, nurture a culture of empowerment, and contribute to DIN's long-term sustainability and success.



The HR team plays a pivotal role in achieving DIN’s vision for an inclusive, equal-opportunity workplace. By attracting diverse talent and fostering an environment of fairness, the team ensures all employees have equal opportunities for growth and advancement. From targeted recruitment initiatives to skill-building programs, HR cultivates a workplace where individuals can thrive. Beyond diversity, the team also develops comprehensive employee protection programs, promoting a safe and supportive environment. Regular training and upskilling initiatives reinforce workforce development, nurture a culture of empowerment, and contribute to DIN’s long-term sustainability and success.

BOARD OF DIRECTORS:

2025	MEN	6
	WOMEN	1

MALE (EMPLOYEE COUNT)

2022	50%
2023	51%
2024	54%
2025	52%

FEMALE (EMPLOYEE COUNT)

2022	50%
2023	49%
2024	46%
2025	48%



EMPLOYEE COUNT:

YEAR	MEN	WOMEN
2022	139	139
2023	140	137
2024	132	114
2025	130	121

TOTAL NEW HIRES (GENDER)

YEAR	MEN	WOMEN
2022	46	42
2023	31	29
2024	8	17
2025	16	30

TOTAL NEW HIRES (AGE GROUP)

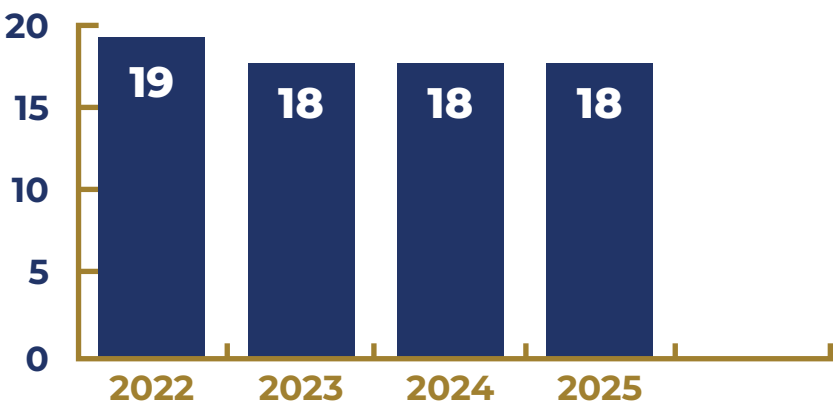
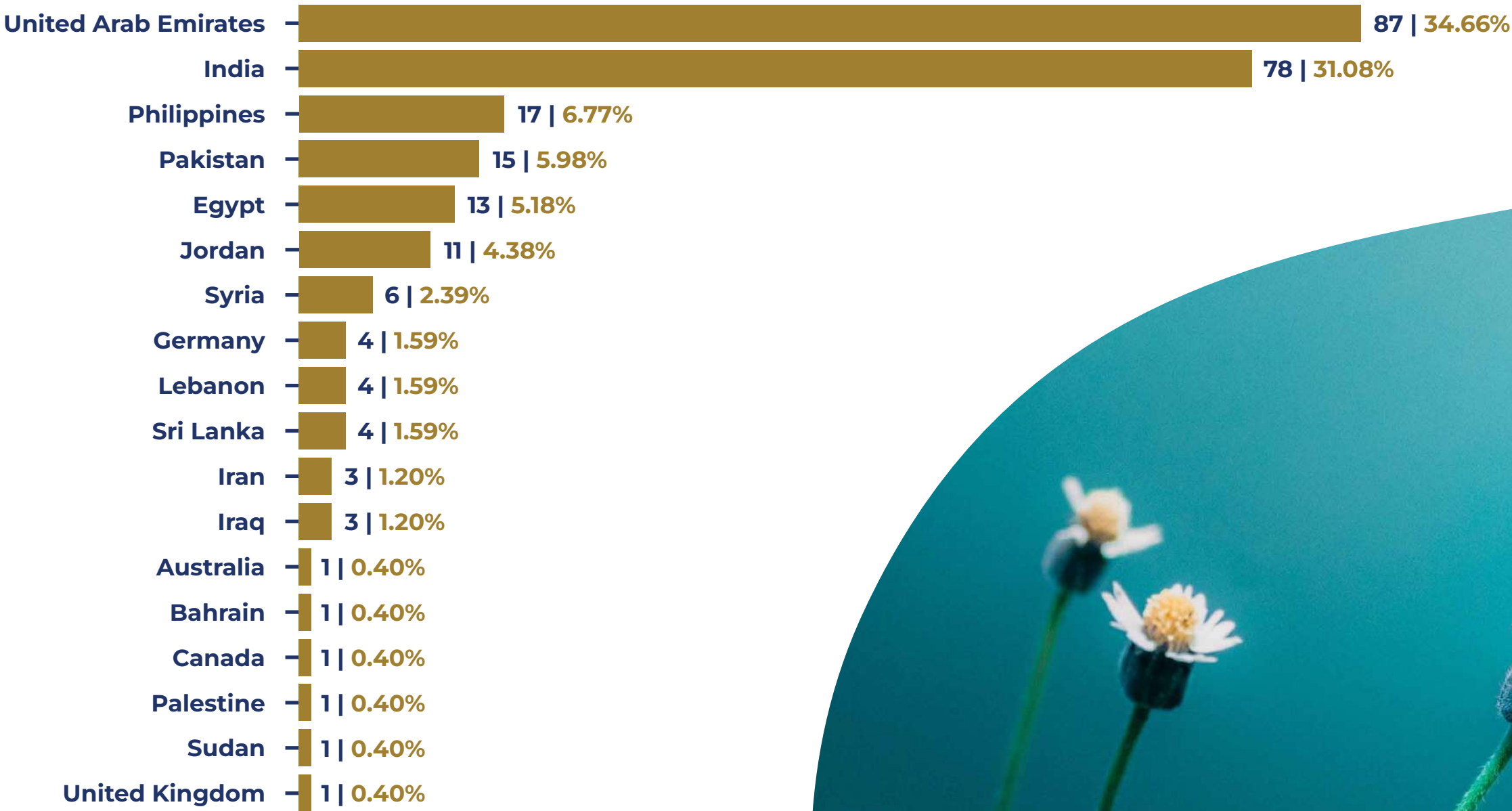
YEAR	BELOW 30 YEARS OLD	BETWEEN 30-50 YEARS OLD	OVER 50 YEARS OLD
2022	40	47	1
2023	28	31	1
2024	12	12	1
2025	22	23	1

EQUAL OPPORTUNITY AND DIVERSITY

DIN takes pride in its diverse and multicultural workforce, bringing together employees from 18 nationalities, fostering an environment of inclusion and collaboration. With a strong presence of professionals from various regions, including the Middle East, South Asia, Europe, and beyond, our workforce reflects a rich blend of perspectives, experiences, and cultural backgrounds. While maintaining this global diversity, DIN remains committed to supporting local talent, with UAE nationals making up a significant portion of our team. Over the years, we have consistently worked towards strengthening equal opportunities, ensuring that both men and women have fair representation in our workforce. Additionally, DIN actively invests in the next generation by offering internship programs, providing young professionals with hands-on experience, mentorship, and opportunities to grow within the industry. By embracing diversity and fostering a culture of respect and empowerment, we create an environment where individuals from all backgrounds can thrive and contribute to our collective success.

NATIONALITY BREAKDOWN		
NATIONALITY	NO. OF EMPLOYEES	PERCENTAGE
United Arab Emirates	87	34.66%
India	78	31.08%
Philippines	17	6.77%
Pakistan	15	5.98%
Egypt	13	5.18%
Jordan	11	4.38%
Syria	6	2.39%
Germany	4	1.59%
Lebanon	4	1.59%
Sri Lanka	4	1.59%
Iran	3	1.20%
Iraq	3	1.20%
Australia	1	0.40%
Bahrain	1	0.40%
Canada	1	0.40%
Palestine	1	0.40%
Sudan	1	0.40%
United Kingdom	1	0.40%
Total	251	

TOTAL NUMBER OF NATIONALITIES	
Year	No.
2022	19
2023	18
2024	18
2025	18

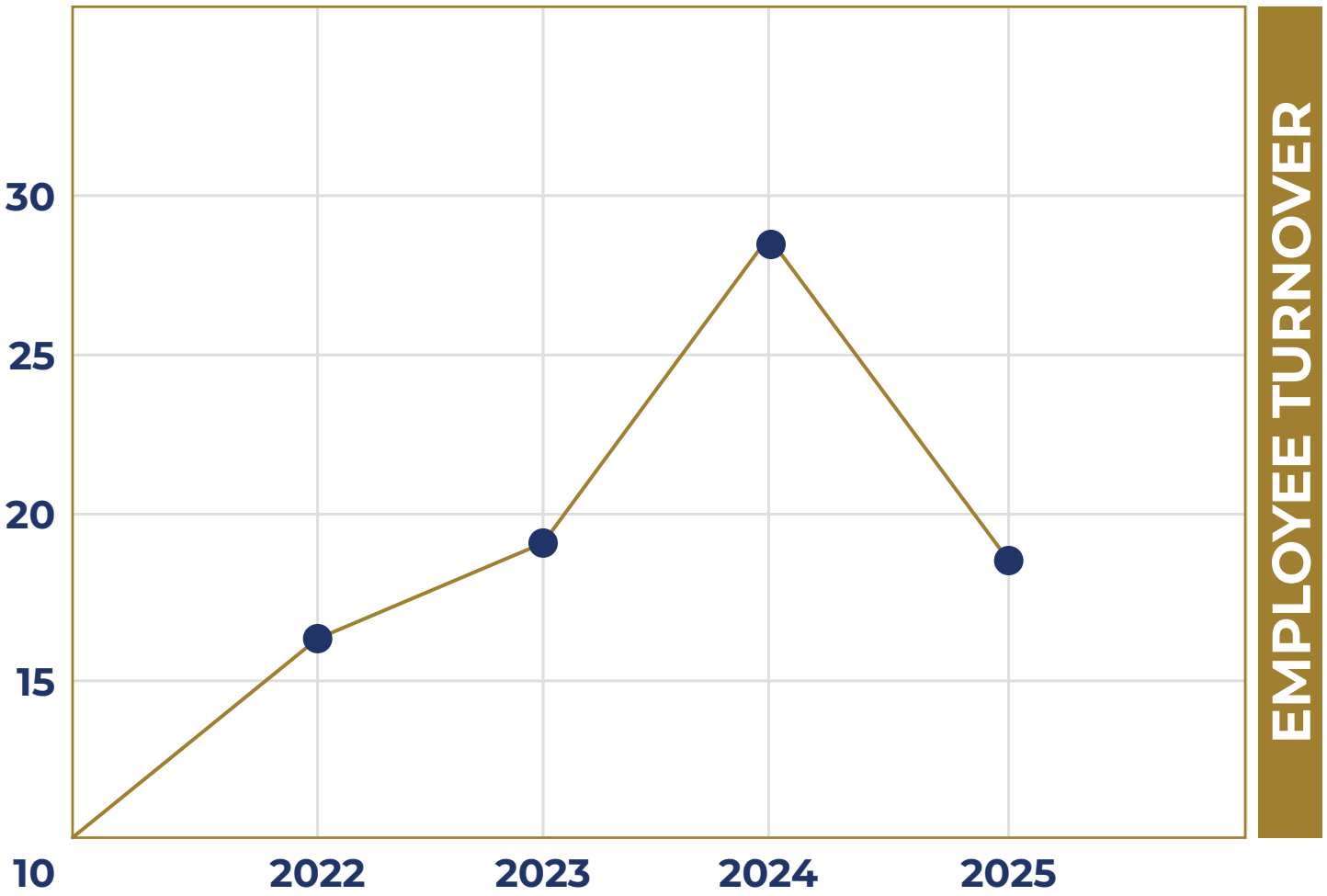


EMPLOYEE RETENTION AND TURNOVER TRENDS

We are committed to fostering a workplace that is safe, inclusive, and conducive to both professional and personal growth. Our employees are at the heart of our success, and we continuously strive to create an environment where they feel valued, supported, and empowered. By implementing strong retention strategies and employee well-being initiatives, we aim to enhance job satisfaction and career longevity. Our dedication to a positive workplace culture ensures that every individual can thrive and contribute meaningfully to our collective success.

TOTAL EMPLOYEES THAT LEFT (AGE GROUP)			
YEAR	BELOW 30 YEARS OLD	BETWEEN 30-50 YEARS OLD	OVER 50 YEARS OLD
2022	21	27	4
2023	32	20	0
2024	19	48	0
2025	23	23	0

EMPLOYEE TURNOVER	
YEAR	NO.
2022	18.71%
2023	18.77%
2024	27.24%
2025	18.33%



At DIN, employee health and well-being are central to the company's values and culture. Recognizing that a healthy, motivated, and engaged workforce is essential to both individual fulfillment and organizational success, DIN is committed to fostering a supportive and inclusive work environment. Through the promotion of work-life balance, implementation of comprehensive wellness initiatives, and cultivation of a respectful and collaborative workplace, the company ensures that employees feel valued, empowered, and motivated. DIN views well-being holistically, encompassing physical, mental, and social dimensions, while nurturing a strong sense of belonging, respect for diversity, and opportunities for personal and professional growth.

- **Basmah Awareness Initiative:**

DIN actively supports the Basmah Awareness Campaign, which aims to raise awareness about breast cancer, promote early detection, and encourage prevention through community education.

- **Cancer Awareness Webinars:**

In line with its commitment to health and well-being, DIN hosted webinars on breast, cervical, and colorectal cancer, providing employees and the public with essential information on prevention, early detection, and available care options.

- **Dubai Fitness Challenge Participation:**

The DIN team proudly participated in the Dubai Fitness Challenge, the largest fitness initiative in the UAE, motivating employees to prioritize physical health and wellness.

- **Cultural Diversity Celebration:**

DIN places great value on cultural diversity, with a workforce representing 18 nationalities. The company ensures that employees from various backgrounds feel respected and valued, with special attention given to honoring the religious and cultural perspectives of everyone. This inclusive approach fosters an environment where everyone is empowered and appreciated. To further celebrate this diversity, DIN organizes a range of seasonal and religious events, such as the Christmas Party, Onam Celebration, Diwali Celebration, and Iftar Party. These celebrations provide employees with a sense of belonging, reinforcing the company's commitment to inclusivity and community.

- **Free Motor Insurance Policy for Esaad:**

DIN also provides 20 Motor Insurance Free Policy to Esaad – Dubai Police for People of determination & Low income. It acts as a loyalty program aimed at enhancing employee happiness and reducing the cost of living.

UAE National Day Celebration:

To honor the UAE's heritage and achievements, DIN actively celebrates UAE National Day, commemorating the nation's 54th Eid Al Etihad, a symbol of unity, progress, and pride.

Flag Day Celebration:

DIN observes Flag Day as an expression of national pride, reinforcing the values of unity and identity.



DIN recognizes that organizational success is closely linked to the well-being, capability, and engagement of its employees, as well as to fostering a diverse and inclusive workplace and contributing positively to the communities it serves. The Company’s Learning and Development (L&D) initiatives play a central role in advancing these objectives by equipping employees with the skills, knowledge, and competencies needed to grow both professionally and personally.

All learning activities are formally recorded through DIN’s centralized training log, which documents employee participation, attendance, and completion of mandatory and role-based training programs, including compliance and sanctions-related sessions. Through structured training and development programs, DIN empowers its workforce to support the Company’s social responsibility commitments while strengthening employee engagement, resilience, and a sense of belonging. These initiatives are aligned with DIN’s core values of well-being, diversity, ethical conduct, and community involvement.

In 2025, DIN delivered structured learning through a mix of in-house sessions, external learning programs, and targeted awareness training. The training register captures each session and participant attendance; average training duration for a session was one hour.

INDICATOR (2025)	RESULT
TOTAL TRAINING SESSIONS DELIVERED	173
TOTAL TRAINING ATTENDANCES (PARTICIPANTS)	1,175
EMPLOYEE HEADCOUNT (YEAR-END)	251
AVERAGE TRAINING HOURS PER EMPLOYEE	4.7

Combating Money Laundering and Terrorist Financing (AML/CFT):

In 2025, Dubai Insurance reinforced its commitment to Combating Money Laundering and Terrorist Financing (AML/CFT) through a structured program of awareness and compliance training delivered across the year. The AML training register reflects 52 AML/CFT sessions conducted between January and December 2025, aimed at strengthening employees’ understanding of key AML/CFT obligations and ensuring consistent application of internal controls across the business. Training topics covered practical areas such as **customer due diligence and KYC, risk-based approach, transaction monitoring, sanctions and proliferation financing risks, trade-based money laundering red flags, and improving the quality of suspicious transaction reporting**, alongside periodic regulatory-outreach sessions. Participation was drawn from multiple operational and control functions, demonstrating DIN’s approach to embedding AML/CFT accountability beyond compliance teams and into day-to-day business activities. DIN maintained a structured AML/CFT learning calendar in 2025, combining induction training, regulatory update sessions, and targeted outreach/webinars to strengthen compliance capability across the business.

Emirati Empowerment Initiative & Professional Development:

In 2025, Dubai Insurance advanced national talent development and broader capability building through the Emirati Empowerment Initiative (EEI) and a structured stream of professional development programs. Most participation was anchored under the EEI program, complemented by targeted upskilling in areas relevant to a modern insurer—such as AML specialist learning (e.g., CAMS), analytics in insurance, health insurance fundamentals, compliance and risk management, AI deployment and change management, and communication-focused courses like effective presentations. Collectively, these learning activities support DIN's objectives of building a stronger pipeline of Emirati professionals, enhancing role-based competence, and strengthening future-ready skills across both technical and leadership domains.

Workers Protection Program (WPP):

The Workers Protection Program (WPP) at DIN plays a crucial role in ensuring the protection of workers' rights across the UAE. The training within this program ensures that all employees understand its significance, operations, and benefits to workers. As a key initiative for workers' rights, WPP serves as a critical aspect of DIN's contribution to the UAE's labor market. It is designed to safeguard employees by offering compensation in cases of employer default, eliminating the need for bank guarantees. As of 2025, WPP has processed over 8.5 thousand claims, underlining its vital role in ensuring fair protection for workers. With more than 5.6 million employees covered through Certificates of Insurance (COI), WPP's impact on the workforce is undeniable. This initiative not only supports the rights of workers but also contributes to DIN's market leadership and revenue growth.

Involuntary Loss of Employment (ILOE) Insurance Scheme:

The Involuntary Loss of Employment (ILOE) Insurance Scheme provides financial support to employees whose employment is terminated by their employer, contributing to greater economic security and resilience within the UAE labor market. Through DIN's L&D framework, employees receive structured training on the operational and administrative aspects of the ILOE scheme, with a focus on claims management, system integration, and service efficiency.

In 2025, the ILOE scheme processed over 25 thousand claims, with more than 6.5 million employees covered through Certificates of Insurance (COI). As part of DIN's digital transformation strategy, all ILOE claims are managed through a unified platform with automated workflows and a live performance dashboard. Similar to WPP, the dashboard was expanded in 2025 to include tracking of CBUAE complaints, legal fees, and staff KPIs, strengthening oversight and accountability. These system enhancements have improved turnaround times, data accuracy, and financial reconciliation. The shift to digital processing has also resulted in significant environmental benefits, with approximately 3.3 million paper documents saved in 2025.

Workers Health Insurance (WHI) Scheme:

The Workers Health Insurance (WHI) Scheme is another key initiative by DIN, offering comprehensive healthcare coverage to workers, particularly in regions where healthcare access was previously limited, such as Sharjah, Ajman, Umm Al Quwain, Ras Al Khaimah, and Fujairah. The L&D training focuses on ensuring employees are well-versed in the operational aspects of the WHI scheme, its benefits for workers, and its impact on the UAE labor market's competitiveness.

Management and Leadership Development:

DIN also invested in **management and leadership** development to strengthen day-to-day decision-making, collaboration, and people management across teams. In 2025, leadership-focused sessions emphasized **communication skills** (clear instructions, structured feedback, and stakeholder alignment), **emotional intelligence** (self-awareness, empathy, and constructive conflict handling), and **negotiation skills** (balancing customer outcomes with business priorities, and navigating internal and external discussions with confidence). This training supports a more responsive leadership culture, improves cross-functional coordination, and reinforces professional conduct in high-pressure situations common to the insurance environment.

Information Security Awareness:

Information security awareness training at DIN is essential for ensuring that employees understand the importance of safeguarding sensitive data and protecting the organization's IT infrastructure from potential threats. The training focuses on educating employees about the risks associated with data breaches, cyberattacks, and other security vulnerabilities, equipping them with the knowledge and best practices to protect both company and personal information. The program is aimed at building a culture of security across the organization, ensuring that every employee plays a role in maintaining a secure digital environment.

Key Learning Objectives:

- Strengthen regulatory and ethical compliance: Ensure employees understand and apply relevant requirements (e.g., AML/CFT, conduct, internal controls) and escalate issues responsibly.
- Improve communication and collaboration: Build clear written and verbal communication, effective stakeholder management, and the ability to give and receive constructive feedback.
- Develop emotionally intelligent leadership: Enhance self-awareness, empathy, and conflict-handling skills to support healthier teams, better supervision, and stronger employee engagement.
- Sharpen negotiation and influence skills: Improve negotiation discipline, persuasion, and decision-making to achieve balanced outcomes with customers, partners, and internal stakeholders.
- Enhance digital and information security awareness: Promote safe technology use and cyber hygiene to protect customer data, reduce operational incidents, and strengthen resilience.

- Build role-based technical competence: Improve job-specific skills across underwriting, claims, finance, customer service, and support functions to reduce errors and improve efficiency.
- Support continuous learning and career growth: Encourage personal development plans and structured upskilling aligned to performance expectations and future role readiness.

TRAINING CATEGORY	TRAINING SESSIONS	TRAINING ATTENDANCES	ESTIMATED HOURS (1 HOUR PER ATTENDANCE)
Anti Money Laundering	52	733	733
Emirates Institute of Finance	114	250	250
Information Security / IT	5	162	162
External (Others)	2	30	30
Total	173	1,175	1,175

Dubai Insurance (DIN) remains steadfast in its commitment to Emiratization, not just as a regulatory requirement but as a **core strategic priority**. As a UAE-born company, DIN recognizes the critical role of **UAE nationals in shaping its future success** and actively invests in their **recruitment, development, and long-term retention**.

Through **structured programs, leadership initiatives, and upskilling efforts**, DIN is dedicated to **empowering Emirati professionals** while supporting the UAE’s national economic and workforce goals.

Commitment to Emiratization Excellence

DIN has consistently exceeded **Tawteen targets**, earning **government recognition** and **permit application discounts** as an incentive for surpassing Emiratization benchmarks. The company also actively participates in the **NAFIS initiative**, which provides salary support for UAE nationals in the private sector, re-inforcing DIN’s commitment to **sustainable employment**.

Emiratization Growth & Workforce Diversity

DIN has steadily increased the representation of **UAE nationals**, with Emiratization reaching **35% in 2025**. A key focus has been on **gender balance**, ensuring that **both male and female Emiratis** have equitable opportunities for growth. DIN continues to **offer meaningful career paths**, integrating UAE nationals into **key leadership and technical roles** to enhance their contributions to the company.

YEAR	EMIRATIZATION RATE %
2022	31%
2023	32%
2024	33%
2025	35%

Addressing Workforce Engagement & Turnover Challenges

Despite these achievements, DIN recognizes the need to further strengthen employee retention. To address workforce engagement and retention challenges, DIN has implemented the following initiatives:

- ✓ **Enhancing Leadership Development:** Investing in structured career pathways for Emiratis.
- ✓ **Expanding Retention Strategies:** Refining **mentorship programs, employee benefits, and career progression plans**.

✓ **Tracking Emirati-Specific Turnover:** Strengthening **data analytics** to monitor workforce engagement and develop targeted solutions.

✓ **Fostering a Stronger Work Culture:** Implementing initiatives to boost **employee satisfaction, training, and career mobility**.

By prioritizing **long-term retention** and **career growth**, DIN ensures that UAE nationals are **not only hired but also nurtured into future industry leaders**.

Through sustained strategic efforts, DIN continues to play an active role in empowering Emiratis, reinforcing its commitment to a diverse, high-performing, and inclusive workforce that aligns with the UAE's long-term vision.

Empowering Emirati Talent

- **Seamless Integration into Technical Roles:** Focus on enhancing the smooth integration of UAE Nationals into full-time technical positions, ensuring they can contribute effectively to the company.
- **Retention of High-Performing UAE Nationals:** Commit to retaining top-performing UAE Nationals by fulfilling the employee value proposition shared during recruitment, fostering a supportive work environment.
- **Boosting Engagement:** Increase employee engagement through strategic initiatives like career succession planning, skills development programs, and continuous learning opportunities.
- **Career Progression:** Provide clear pathways for career growth, ensuring UAE Nationals are equipped with the skills and resources needed for long-term success within the company.
- **Strengthening Workforce Performance:** Build a diverse, high-performing workforce by continuously supporting and developing UAE Nationals, enhancing both individual and organizational performance.

Dubai Insurance’s approach to community development is grounded in a simple belief: a stronger society creates a more resilient economy—and a more resilient economy ultimately supports stronger risk outcomes for everyone.

In 2025, DIN contributed through a mix of cash sponsorships, charitable giving, and in-kind initiatives that supported public-sector priorities, employee well-being, and community engagement. Collectively, DIN’s recorded cash contributions and sponsorships totalled AED 1,670,461 in 2025, alongside additional in-kind and employee-focused community initiatives.

Cash contributions and sponsorships (2025)

DIN supported locally relevant programs and forums through the following contributions:

- **Emirates Award for Labor Market Leadership (2025): AED 500,000**
- **World Mental Health Day (for GDRFA members): AED 106,141**
- **IBG Event – Open Finance in Insurance: AED 8,320**
- **32nd Annual Insurance Meeting (GIMIC): AED 26,000**
- **Reward for Sharjah Taxi Drivers: AED 30,000**
- **Donation to Islamic Affairs and Charitable Activities Department (2025): AED 1,000,000**

These contributions reflect DIN’s intent to support **labor market development, mental wellbeing, industry knowledge-sharing, and community recognition and social solidarity.**

In-kind and employee-led community initiatives (2025)

Beyond direct financial support, DIN continued to invest in initiatives that strengthen community connection and employee participation:

- **Esaad discount card subscription renewal** to provide ongoing discounts and benefits for employees and cardholders.
- **Participation in Dubai Run 2025**, encouraging health, fitness, and community engagement through a major public event.
- **Department-led social activities**, where DIN covered costs for social activities selected by each department to promote interaction and wellbeing.
- **Collective Iftar during Ramadan**, fostering social cohesion and shared cultural values among employees.

YEAR	AMOUNT (AED)
2021	500,000
2022	800,000
2023	1,493,000
2024	2,267,014
2025	1,670,461

07

GRI Content Index









Disclosure of GRI standards & indicators | 54 |

DISCLOSURE OF GRI STANDARDS & INDICATORS




GRI AND DFM CONTENT INDEX

GRI Standard	Disclosure	Content	Pg No.	DFM Alignment	Relevant SDGs
GRI 2: General Disclosures 2021	GRI 2-1: Organizational details	About DIN	09		
		Vision, Mission and Values	10		
	GRI 2-2: Entities included in the organization’s sustainability reporting	Key Highlights	11		
		Awards & Membership	12		
	GRI 2-7: Employees		41	S3. Breakdown with Staff	
	GRI 2-9: Governance structure and composition	Organizational Structure	19	G1. Board Diversity	
	GRI 2-11: Chair of the highest governance body	Role of the Highest Governance Body	20	G2. Board Independence	
	GRI 2-12: Role of the highest governance body in overseeing the management of impact		20		
	GRI 2-13: Delegation of responsibility for managing impacts		21		
	GRI 2-18: Governance Structure	Board of Directors and Board Committees	18		
	GRI 2-22: Statement on sustainable development strategy	Message from CEO	04		
	GRI 2-23: Policy commitments	Ethics and Corruption	22		
	GRI 2-29: Approach to stakeholder engagement	Sustainability Committee	27		

DISCLOSURE OF GRI STANDARDS & INDICATORS

GRI Standard	Disclosure	Content	Pg No.	DFM Alignment	Relevant SDGs
GRI 3: Material Topics	GRI 3-1: Process to determine material topics	Stakeholder engagement	31		
	GRI 3-2: List of material topics	Materiality Assessment	33		
GRI 205: Anti-corruption 2016	GRI 205-2: Communication and training about anti-corruption policies and procedures	Communication and Training on Anti-Corruption	22	G5. Ethics and Anti-Corruption	
	GRI 205-3: Confirmed incidents of corruption and actions taken	Confirmed Incidents of Corruption and Actions Taken	23		
Environment					
GRI 305: Emission 2016	GRI 305-1: Direct (Scope 1)	GHG Emission Analysis	35	E1. GHG Emissions	
	GRI 305-2: Energy indirect (Scope 2)				
	GRI 305-4: GHG emissions intensity			E2. Emissions Intensity	
GRI 302: Energy 2016	GRI 302-1: Energy consumption within the organization	Energy Management	36	E3. Energy Usage	
	GRI 302-4: Reduction of energy consumption			E4. Energy Intensity	
GRI 303: Water & Effluents	GRI 303-5: Water consumption	Water and Effluents	37	E6. Water and Effluents	 
GRI 306: Waste 2020	GRI 306-1: Waste generation and significant waste-related impacts	Waste Management	38	E7. Waste	  

DISCLOSURE OF GRI STANDARDS & INDICATORS

GRI Standard	Disclosure	Content	Pg No.	DFM Alignment	Relevant SDGs
Social					
GRI 401: Employment 2016	GRI 401-1: New employee hires and employee turnover	Employee Retention	43	S4. Employee Turnover and New Hires	
GRI 404: Training and Education 2016	GRI 401-1: Programs for upgrading employee skills and transition assistance programs	Learning & Development	46	S4. Employee Turnover and New Hires	
GRI 405: Diversity and Equal Opportunity 2016	GRI 401-1: New employee hires and employee turnover	Embracing Global Talent	50	S5. Gender Diversity and Equality	
		Emiratisation	50		
Health And Wellbeing			50	S7. Health and Safety	
Developing our communities			52	S8. Community Engagement	
Governance					
GRI 418: Customer Privacy	GRI 418-1: Substantiated complaints concerning breaches of customer privacy and losses of customer data	Customer Privacy and Data Security	24	G6. Data Security	



دبي للتأمين
DUBAI INSURANCE
CARE & COMMITMENT SINCE 1970

Dubai Insurance Head Office
Al Rigga Road, Deira,
P.O Box 3027, Dubai - UAE

800DUBINS(382467)
customerservice@dubins.ae
www.dubins.ae